



Doncaster
Council

Conisbrough Ivanhoe Primary Academy

EYFS, Phonics, KS1
and KS2 results

2019

'National' figures are taken from the updated provisional data provided by NCER on 1 October 2019, and are provided for internal use within schools and LAs only.

General notes on the data

This report uses the data that was available on 1 October 2019 following the release of DfE progress calculations. Figures for the school, LA and national may change following checking, discounting and validation, and the figures given here may therefore differ from what the final data published by DfE and in ASP. National figures are taken from NCER and are based on data supplied by LAs to NCER.

3-year trends are now provided for all phases.

On the Phonics page, the school's 2018 EYFS outcomes are shown for comparison.

EHCP is used throughout to refer to pupils with an EHCP or a Statement.

Pupil premium figures are used throughout the report.

In KS2, the cohort figures shown in the table correspond to pupils eligible for the test. The numbers eligible for the average score and progress measures may be different, and will be reflected in the labels on the charts.

In KS2 reading, maths and GP&S tests, a mark of Exp is a scaled score of at least 100, and a mark of High is a scaled score of at least 110. For the 'reading, writing and maths combined' measure, pupils must get at least 110 in the reading and maths tests and GDS in the writing TA to be counted as High.

In KS1 and KS2, for ease of reading all pre-key-stage standards are combined into a single grade of PKS. The full breakdown showing each standard individually is available through Perspective under LA Reports.

Notes on reading the graphs

A speckled grey bar running the full height of the chart indicates that there are no pupils in that group.

A blank column therefore indicates that no pupils achieved the benchmark.

(This does not apply to charts showing trends)

Charts with blue bars show average marks.

Charts with green bars show where pupils have met a specified threshold (and those with orange and red bars show where pupils have not met the threshold).

Charts with purple bars show average progress scores at KS2. Negative figures indicate that pupils made less progress than pupils with the same starting point nationally. Confidence intervals are shown so that you can determine whether a progress score is significantly above or below average.

A grey diamond marker indicates the national average for that group to achieve the pass mark (EXS+ for teacher assessments, and 100+ for scaled scores) and, where relevant, a small black mark indicates the national average for a high score/GDS. On multi-coloured charts, this corresponds with the top of the green bar(s).

Charts with spotted shading show pupils' transition from the previous phase or key stage.

For KS1, this shows pupils' EYFS outcomes in reading, writing, number and SS&M and outcomes in Y1 phonics.

For KS2, this shows pupils' outcomes at KS1.

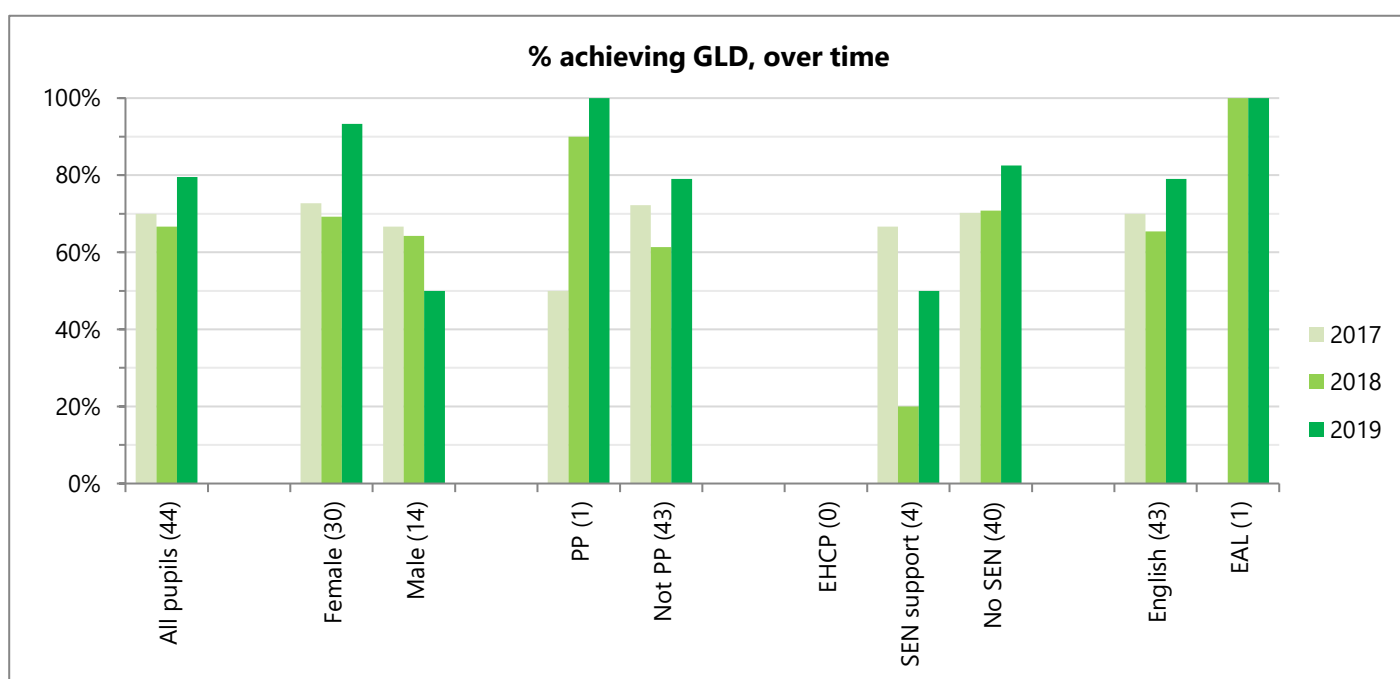
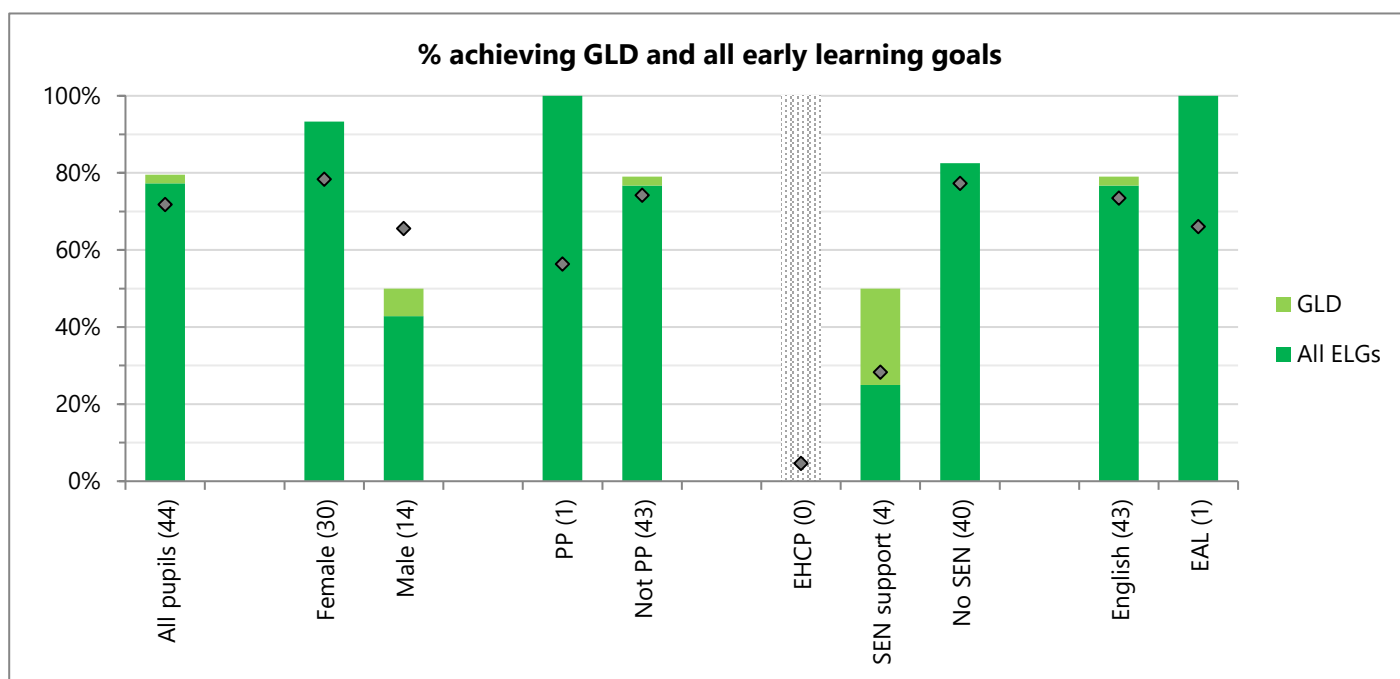
Early Years	% GLD	All ELGs	ATPS
EYFSP	80%	77%	35.8

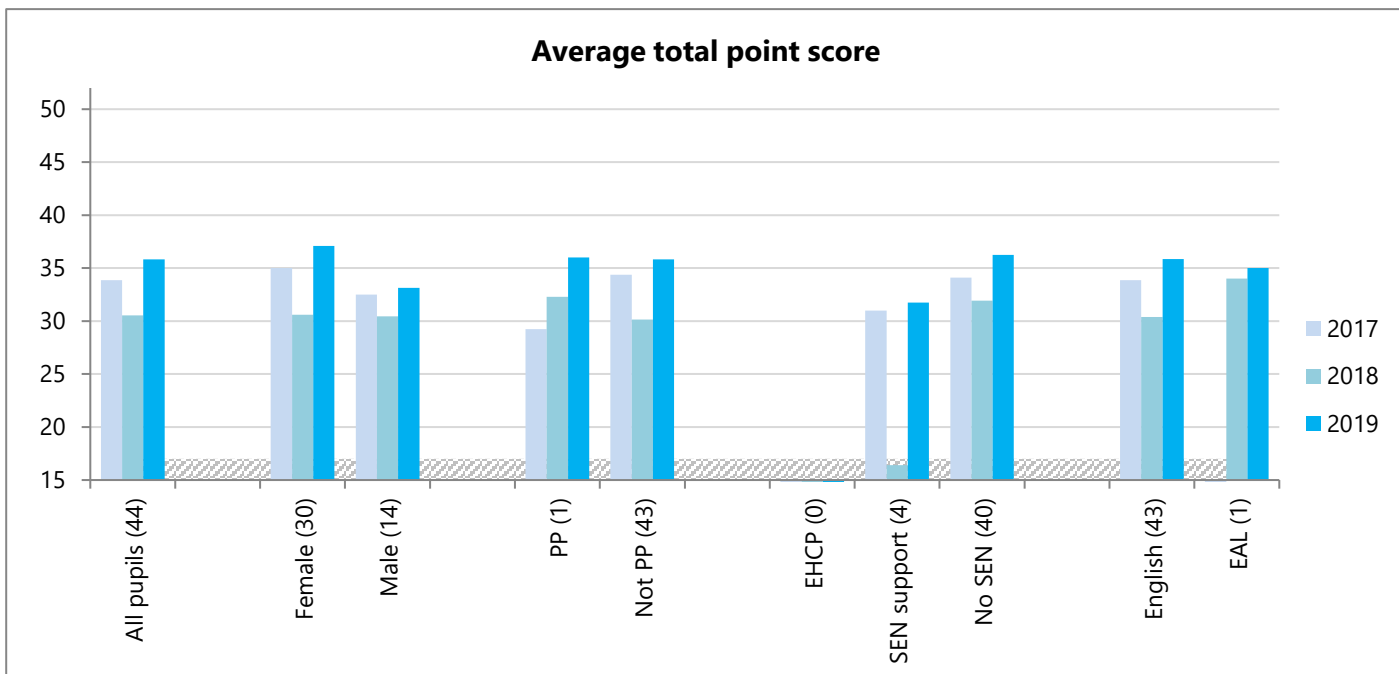
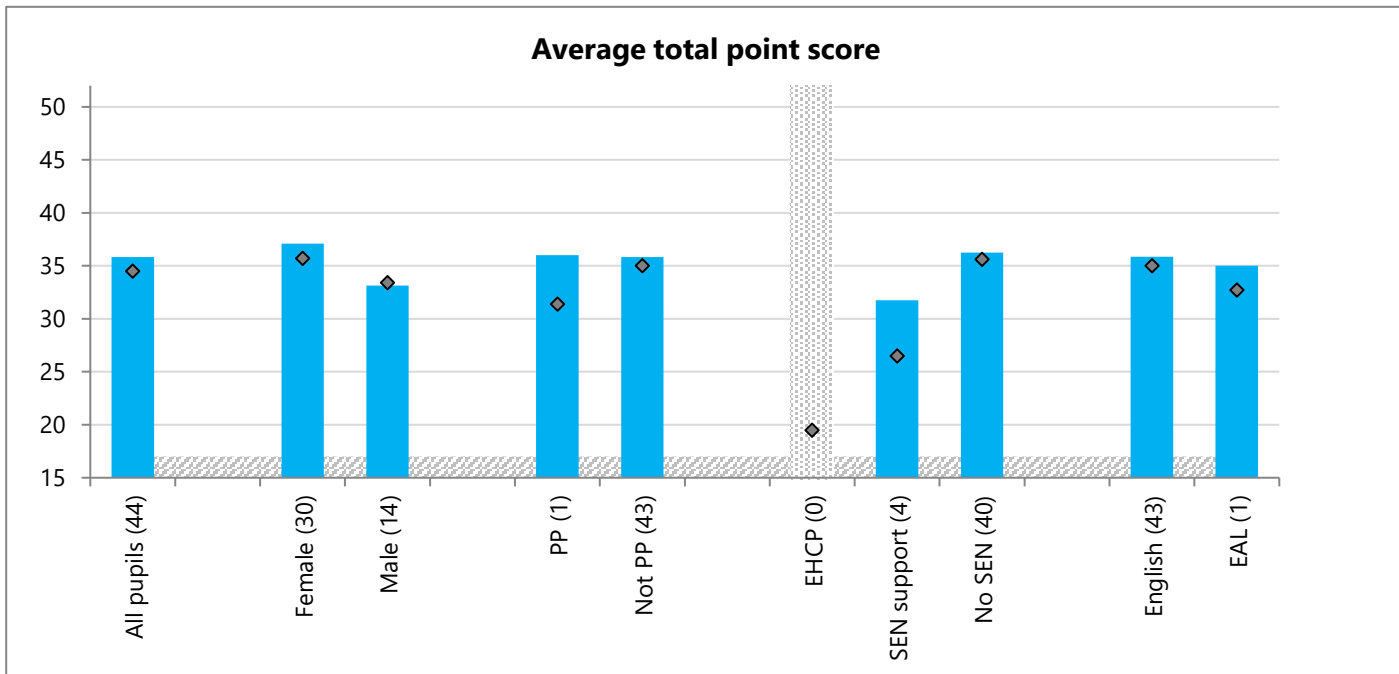
Phonics	% Wa	Score
Year 1	81%	34.3
Year 2 re-sit	67%	30.1
By end of Y2	93%	-

Key Stage 1	% EXS+	% GDS
Reading	74%	14%
Writing	64%	5%
Maths	69%	10%
Science	79%	-
RW&M	50%	5%

Key Stage 2	Exp+/EXS+	High/GDS	Score	Progress
Reading	75%	31%	106	+3.4
Writing	92%	15%	-	+2.5
Maths	94%	25%	107	+3.2
Science	98%	-	-	-
GP&S	92%	52%	109	-
RW&M	73%	6%	-	-

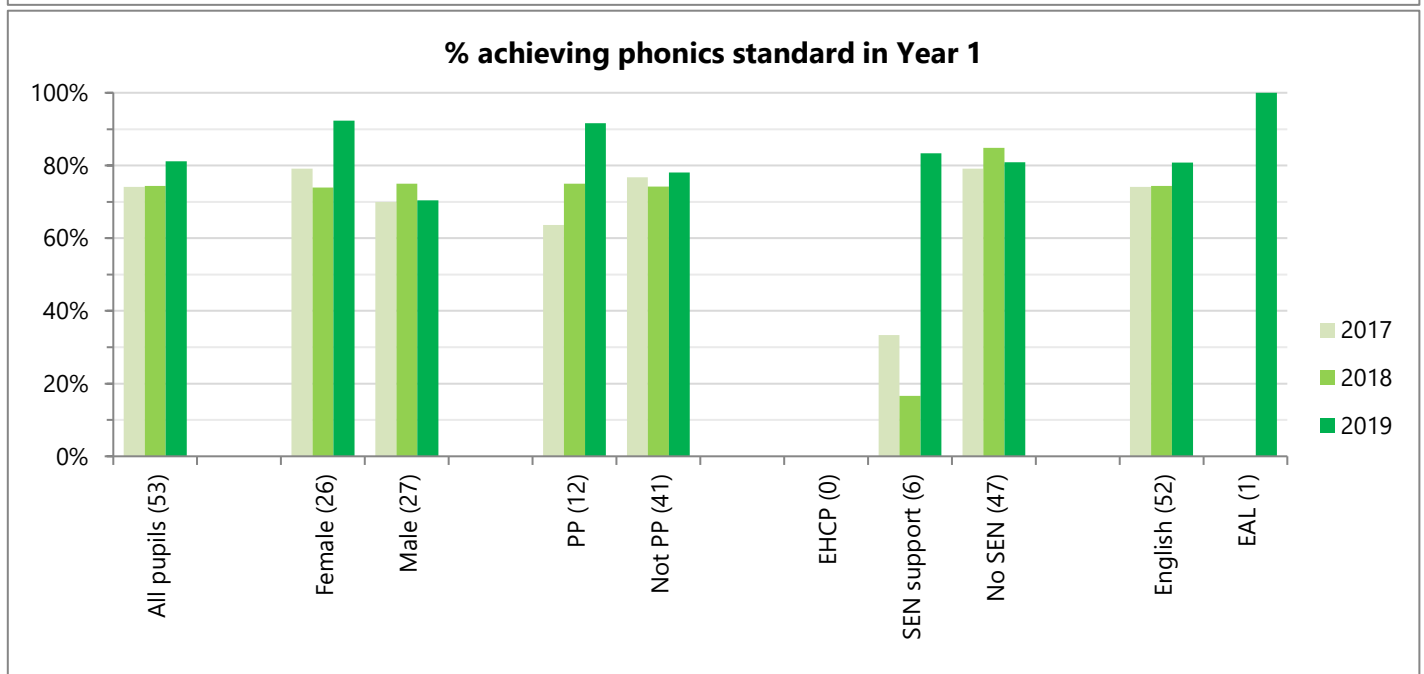
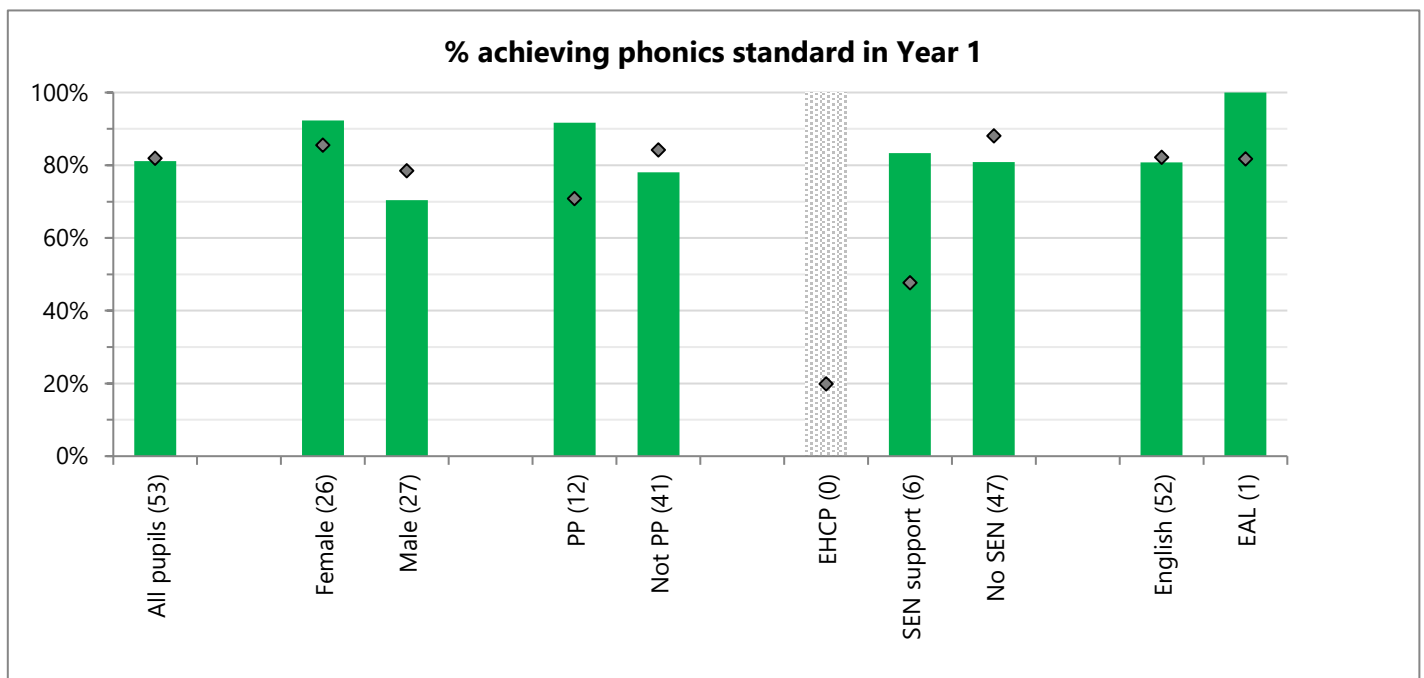
	% of cohort	GLD 2019	All ELGs	Total points	LA (GLD)	England	GLD 2018	GLD 2017
All pupils (44)	100%	80%	77%	35.8	72%	72%	67%	70%
Female (30)	68%	93%	93%	37.1	79%	78%	69%	73%
Male (14)	32%	50%	43%	33.1	65%	66%	64%	67%
PP (1)	2%	100%	100%	36.0	58%	56%	90%	50%
Not PP (43)	98%	79%	77%	35.8	75%	74%	61%	72%
EHCP (0)	0%				0%	5%		
SEN support (4)	9%	50%	25%	31.8	26%	28%	20%	67%
No SEN (40)	91%	83%	83%	36.3	77%	77%	71%	70%
English (43)	98%	79%	77%	35.9	74%	74%	65%	70%
EAL (1)	2%	100%	100%	35.0	62%	66%	100%	

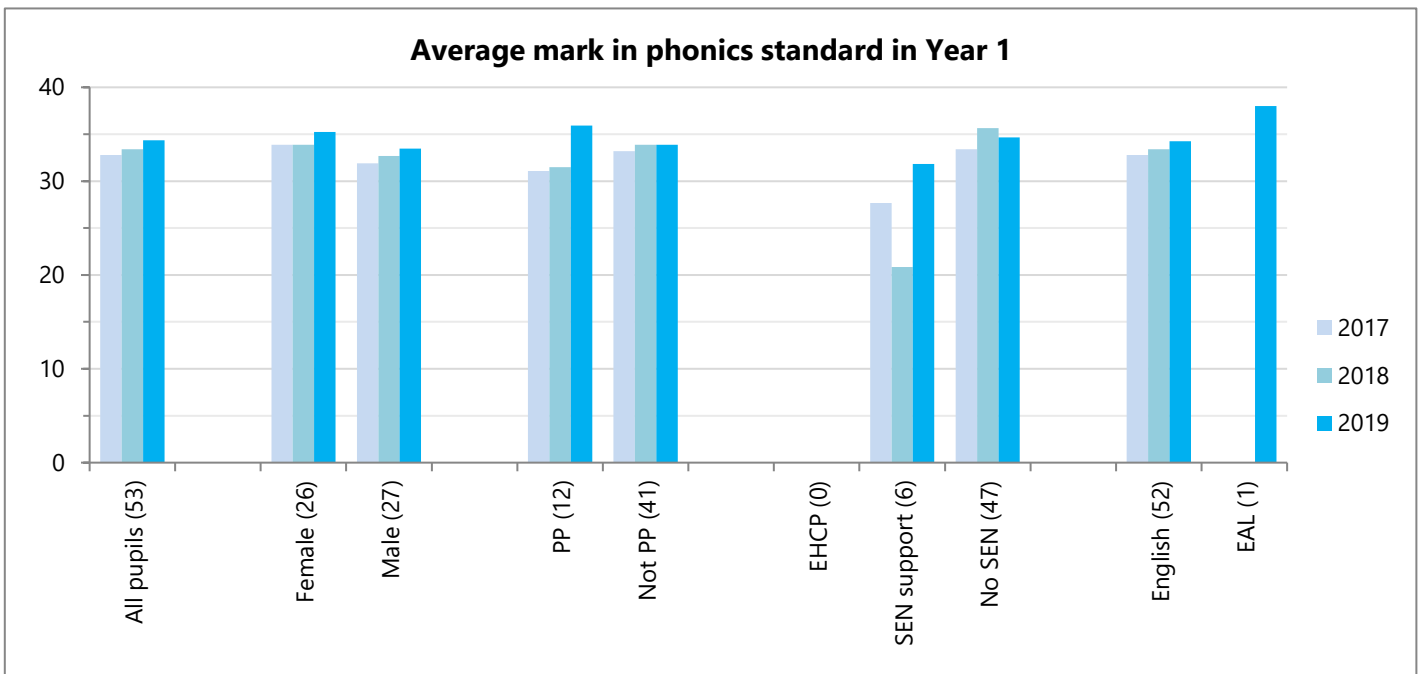
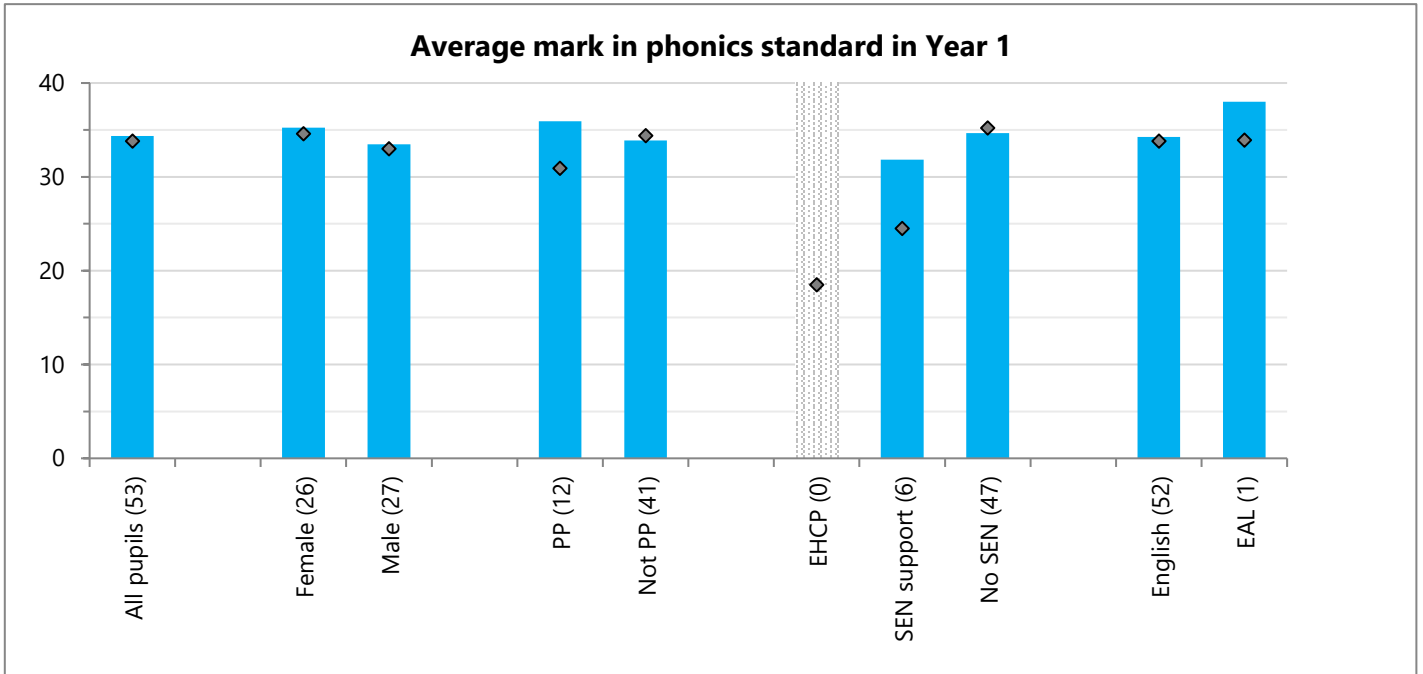




Year 1

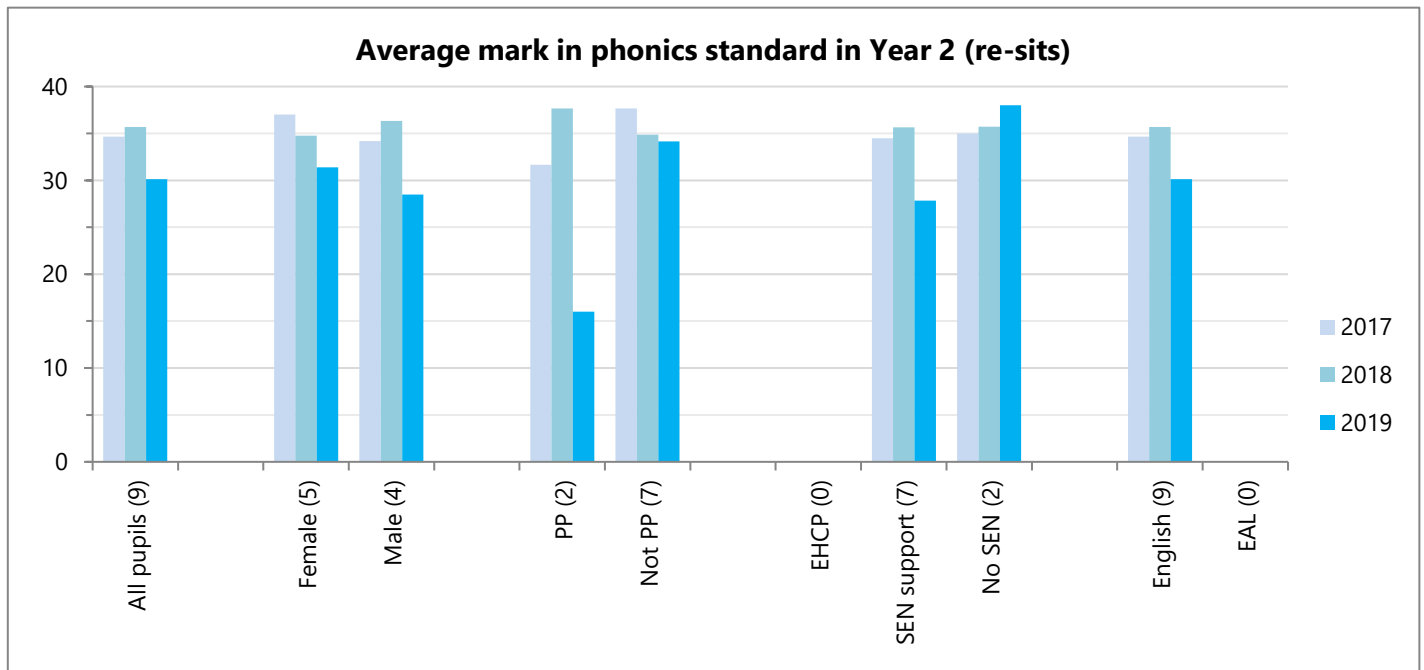
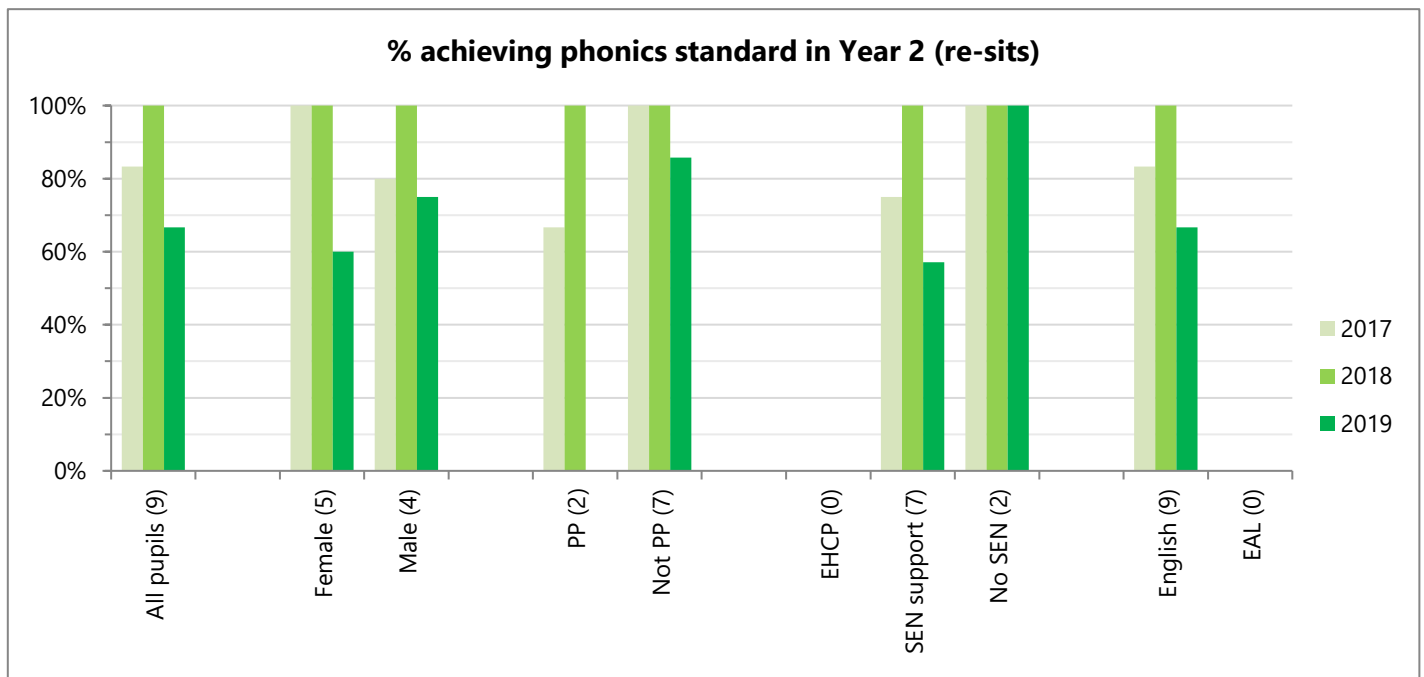
	% of cohort	Wa	Mark	LA	England	Wa 2018	Wa 2017	GLD 2018
All pupils (53)	100%	81%	34.3	80%	82%	74%	74%	67%
Female (26)	49%	92%	35.2	86%	86%	74%	79%	69%
Male (27)	51%	70%	33.5	75%	79%	75%	70%	64%
PP (12)	23%	92%	35.9	71%	71%	75%	64%	90%
Not PP (41)	77%	78%	33.9	83%	84%	74%	77%	61%
EHCP (0)	0%			15%	20%			
SEN support (6)	11%	83%	31.8	40%	48%	17%	33%	20%
No SEN (47)	89%	81%	34.7	87%	88%	85%	79%	71%
English (52)	98%	81%	34.3	81%	82%	74%	74%	65%
EAL (1)	2%	100%	38.0	76%	82%			100%





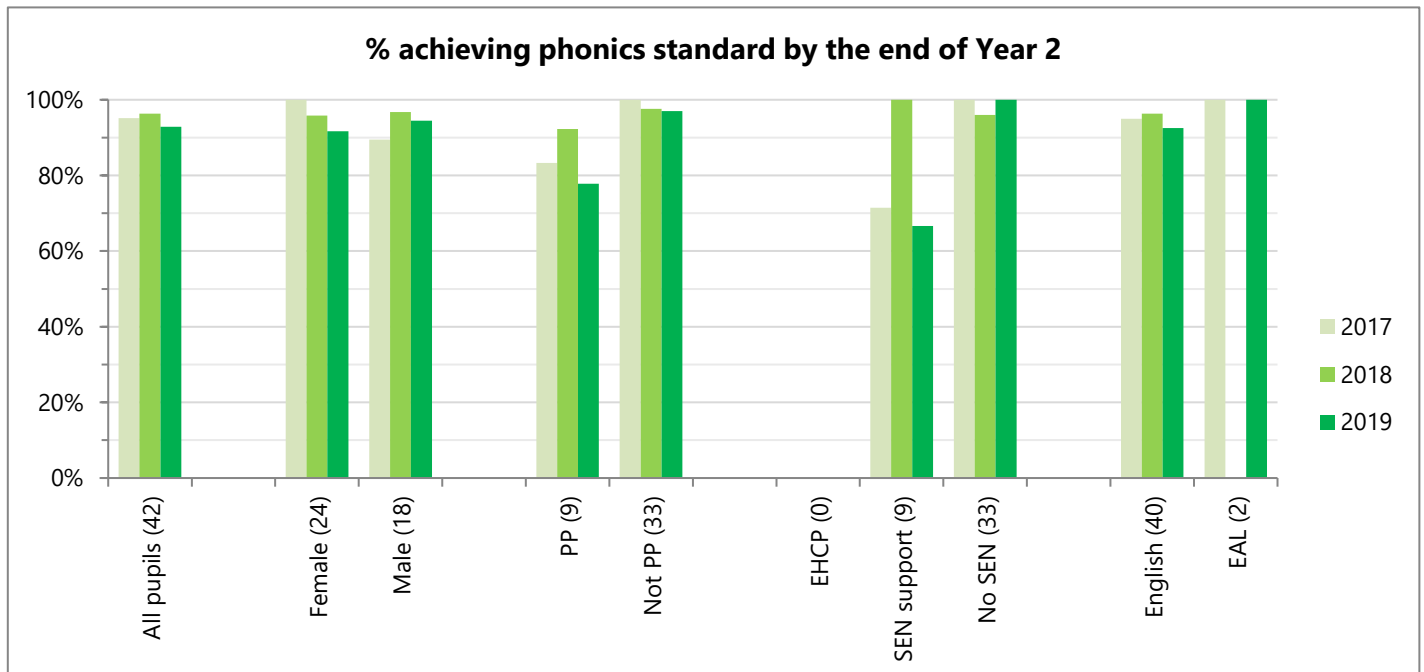
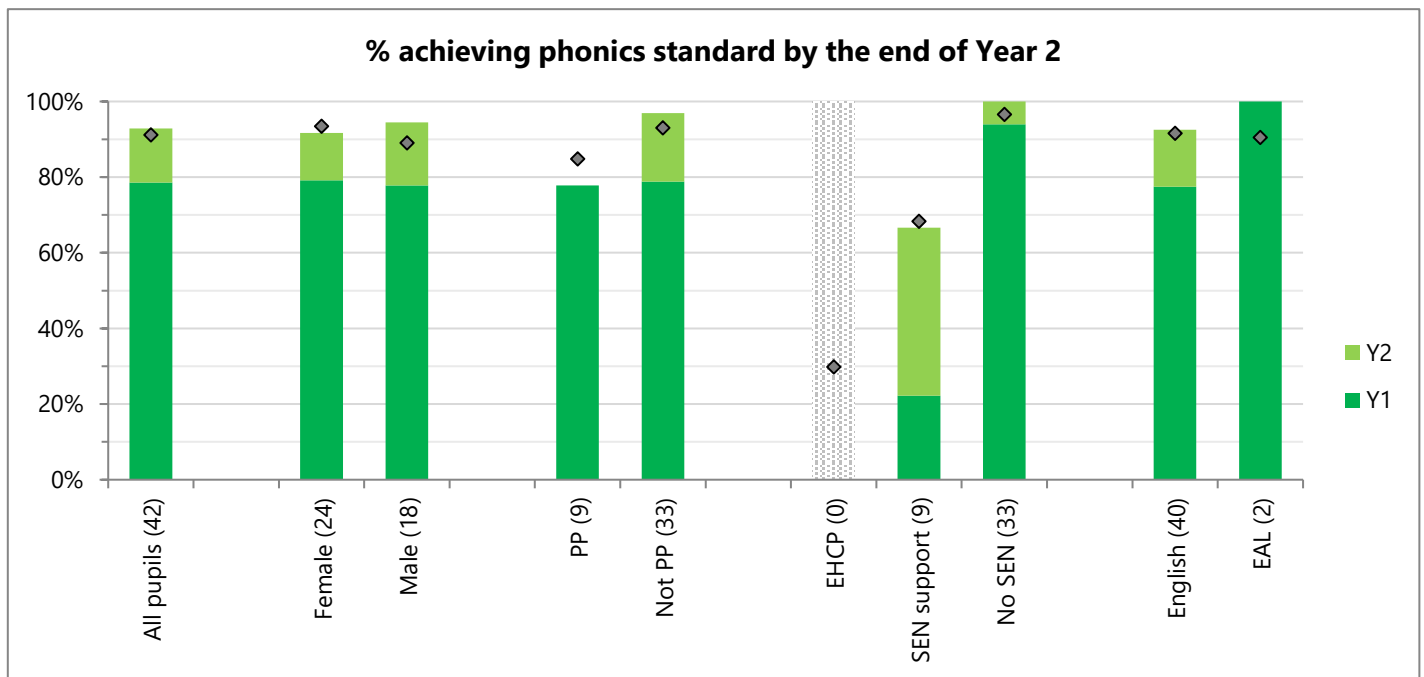
Year 2 (re-sits only)

	% of cohort	Wa	Mark	LA	England	Wa 2018	Wa 2017
All pupils (9)	100%	67%	30.1	56%	57%	100%	83%
Female (5)	56%	60%	31.4	61%	61%	100%	100%
Male (4)	44%	75%	28.5	53%	54%	100%	80%
PP (2)	22%	0%	16.0	53%	50%	100%	67%
Not PP (7)	78%	86%	34.1	58%	59%	100%	100%
EHCP (0)	0%			14%	14%		
SEN support (7)	78%	57%	27.9	43%	46%	100%	75%
No SEN (2)	22%	100%	38.0	75%	73%	100%	100%
English (9)	100%	67%	30.1	56%	56%	100%	83%
EAL (0)	0%			60%	60%		



By the end of Year 2

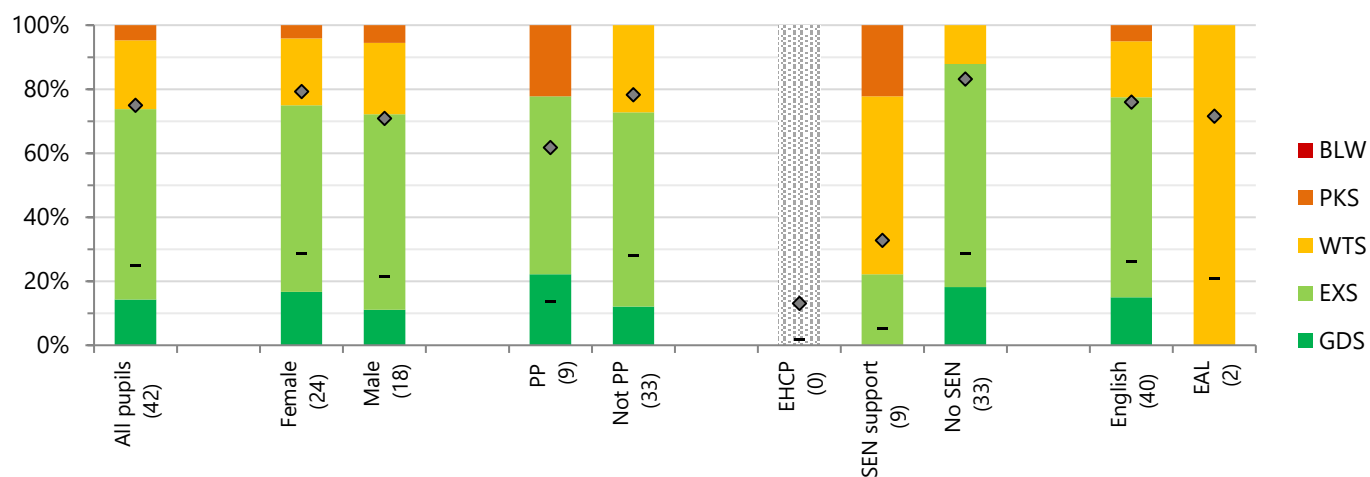
	% of cohort	Total	Y1	Y2	LA	England	Total 2018	Total 2017
All pupils (42)	100%	93%	79%	14%	87%	91%	96%	95%
Female (24)	57%	92%	79%	13%	92%	94%	96%	100%
Male (18)	43%	94%	78%	17%	88%	89%	97%	89%
PP (9)	21%	78%	78%	0%	84%	85%	92%	83%
Not PP (33)	79%	97%	79%	18%	92%	93%	98%	100%
EHCP (0)	0%				34%	30%		
SEN support (9)	21%	67%	22%	44%	63%	68%	100%	71%
No SEN (33)	79%	100%	94%	6%	96%	97%	96%	100%
English (40)	95%	93%	78%	15%	91%	92%	96%	95%
EAL (2)	5%	100%	100%	0%	87%	91%		100%



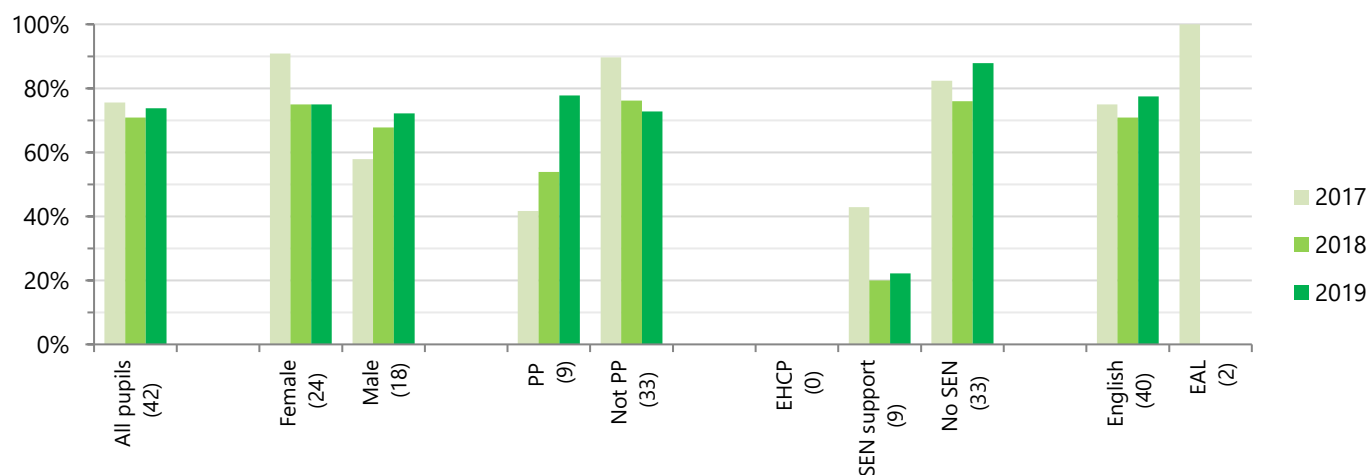
Reading

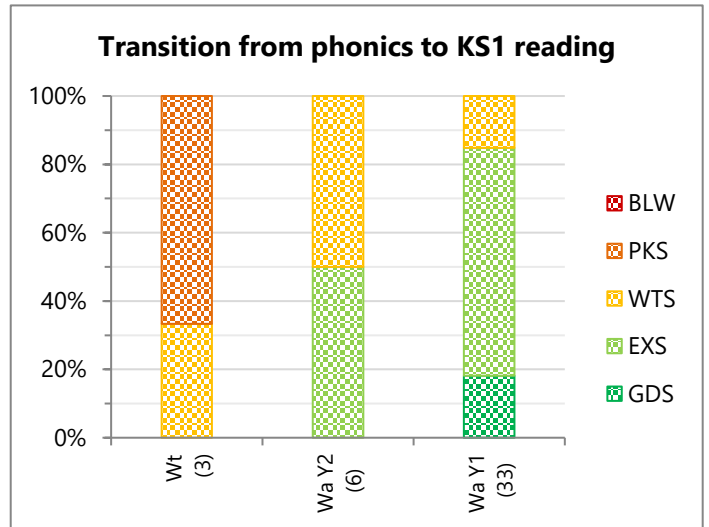
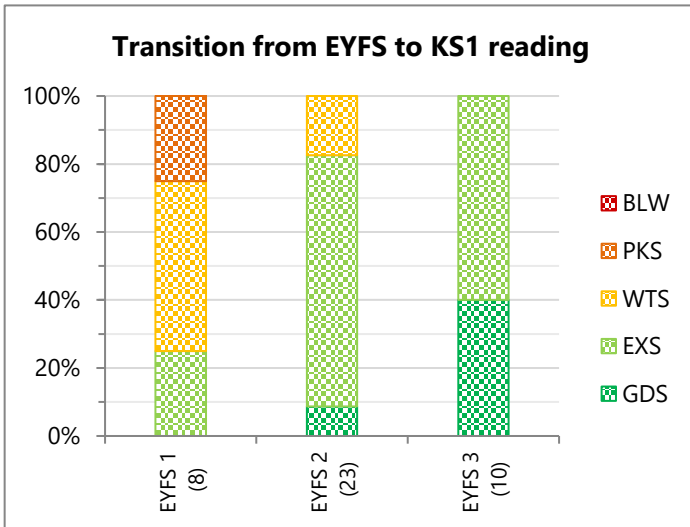
	% of cohort	Teacher assessment						LA	England
		EXS+	GDS	EXS	WTS	PKS	BLW	EXS+	EXS+
All pupils (42)	100%	74%	14%	60%	21%	5%	0%	73%	75%
Female (24)	57%	75%	17%	58%	21%	4%	0%	77%	79%
Male (18)	43%	72%	11%	61%	22%	6%	0%	68%	71%
PP (9)	21%	78%	22%	56%	0%	22%	0%	60%	62%
Not PP (33)	79%	73%	12%	61%	27%	0%	0%	77%	78%
EHCP (0)	0%							16%	13%
SEN support (9)	21%	22%	0%	22%	56%	22%	0%	25%	33%
No SEN (33)	79%	88%	18%	70%	12%	0%	0%	83%	83%
English (40)	95%	78%	15%	63%	18%	5%	0%	75%	76%
EAL (2)	5%	0%	0%	0%	100%	0%	0%	61%	72%
EYFS 1 (8)	19%	25%	0%	25%	50%	25%	0%	27%	-
EYFS 2 (23)	55%	83%	9%	74%	17%	0%	0%	88%	-
EYFS 3 (10)	24%	100%	40%	60%	0%	0%	0%	100%	-
Wt (3)	7%	0%	0%	0%	33%	67%	0%	1%	-
Wa Y2 (6)	14%	50%	0%	50%	50%	0%	0%	29%	-
Wa Y1 (33)	79%	85%	18%	67%	15%	0%	0%	89%	-

Standard achieved in KS1 reading TA



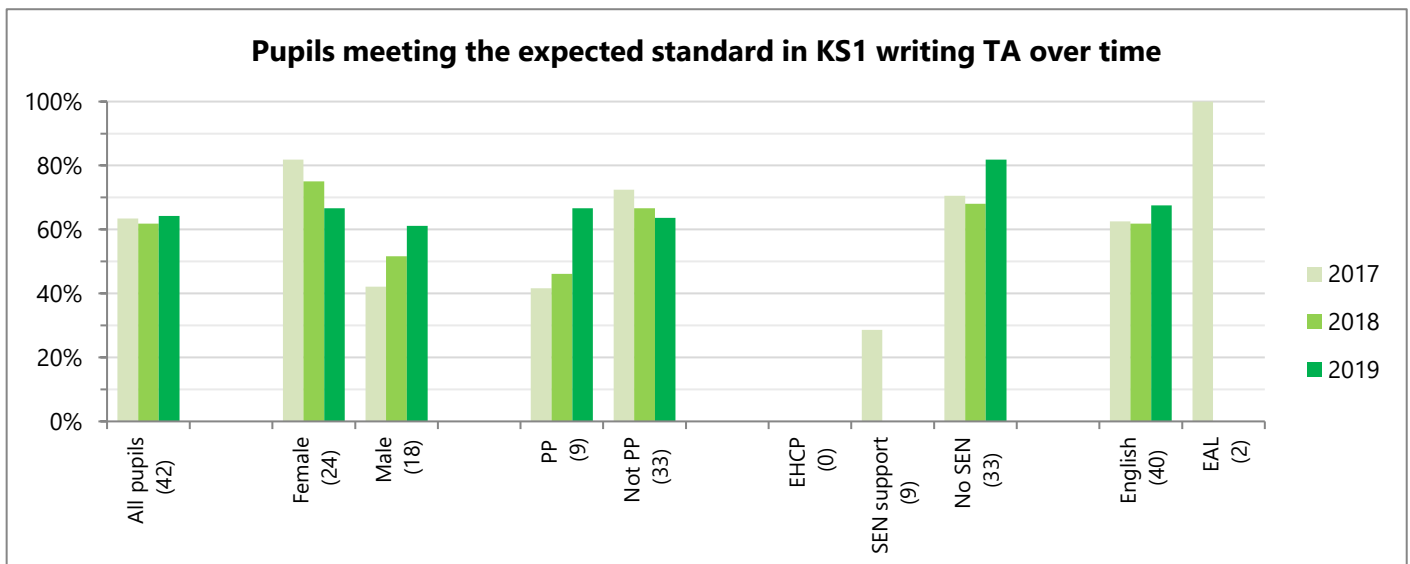
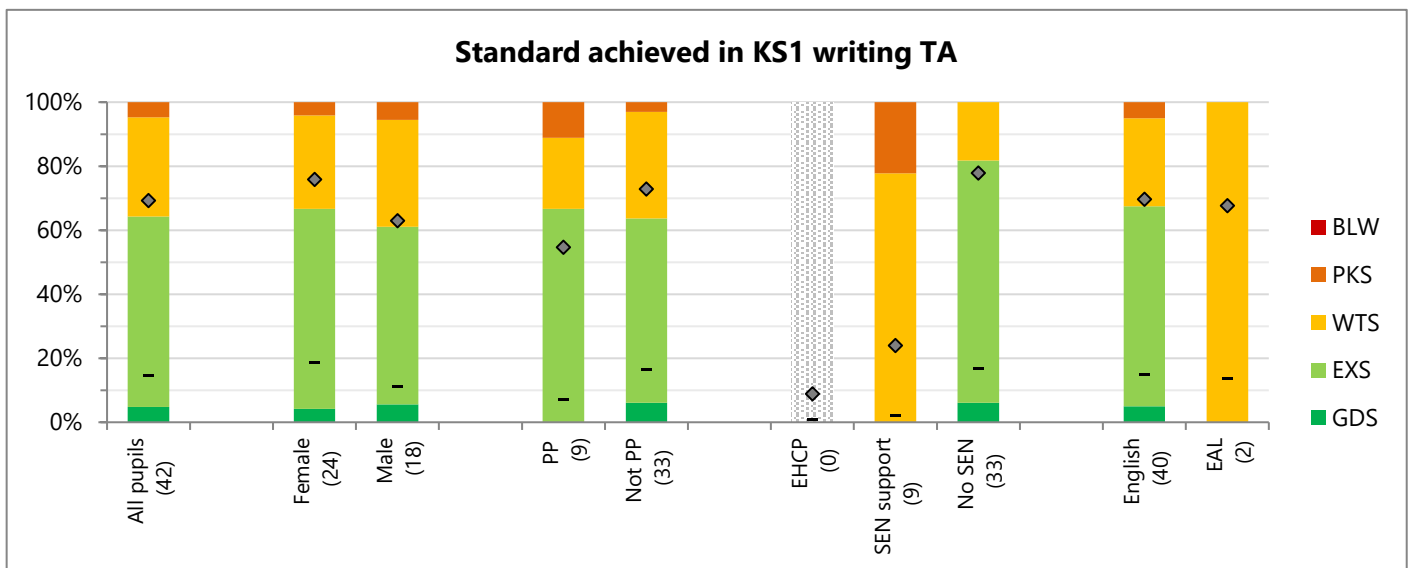
Pupils meeting the expected standard in KS1 reading TA over time

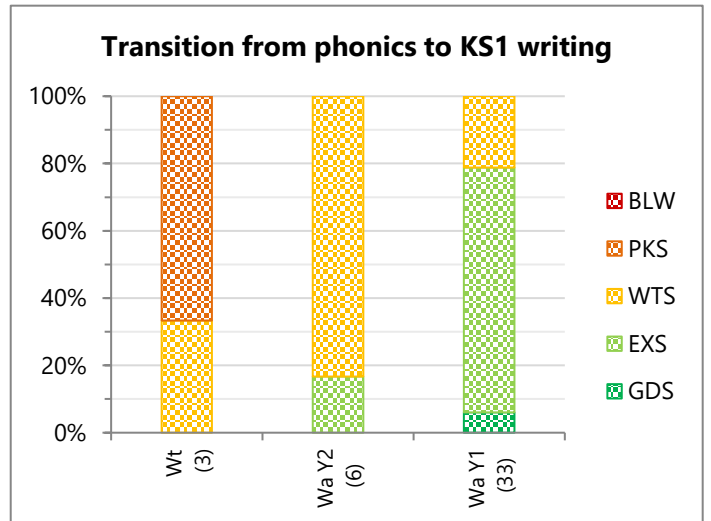
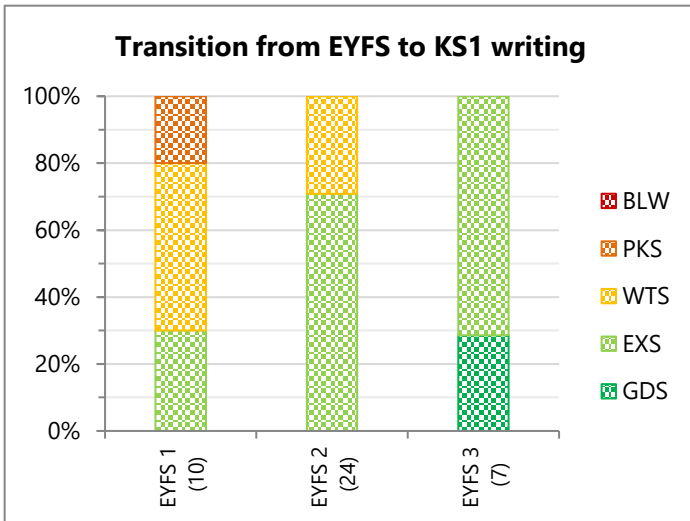




Writing

	% of cohort	Teacher assessment						LA	England
		EXS+	GDS	EXS	WTS	PKS	BLW	EXS+	EXS+
All pupils (42)	100%	64%	5%	60%	31%	5%	0%	68%	69%
Female (24)	57%	67%	4%	63%	29%	4%	0%	75%	76%
Male (18)	43%	61%	6%	56%	33%	6%	0%	61%	63%
PP (9)	21%	67%	0%	67%	22%	11%	0%	53%	55%
Not PP (33)	79%	64%	6%	58%	33%	3%	0%	73%	73%
EHCP (0)	0%							12%	9%
SEN support (9)	21%	0%	0%	0%	78%	22%	0%	20%	24%
No SEN (33)	79%	82%	6%	76%	18%	0%	0%	78%	78%
English (40)	95%	68%	5%	63%	28%	5%	0%	69%	70%
EAL (2)	5%	0%	0%	0%	100%	0%	0%	58%	68%
EYFS 1 (10)	24%	30%	0%	30%	50%	20%	0%	23%	-
EYFS 2 (24)	57%	71%	0%	71%	29%	0%	0%	86%	-
EYFS 3 (7)	17%	100%	29%	71%	0%	0%	0%	99%	-
Wt (3)	7%	0%	0%	0%	33%	67%	0%	1%	-
Wa Y2 (6)	14%	17%	0%	17%	83%	0%	0%	21%	-
Wa Y1 (33)	79%	79%	6%	73%	21%	0%	0%	84%	-

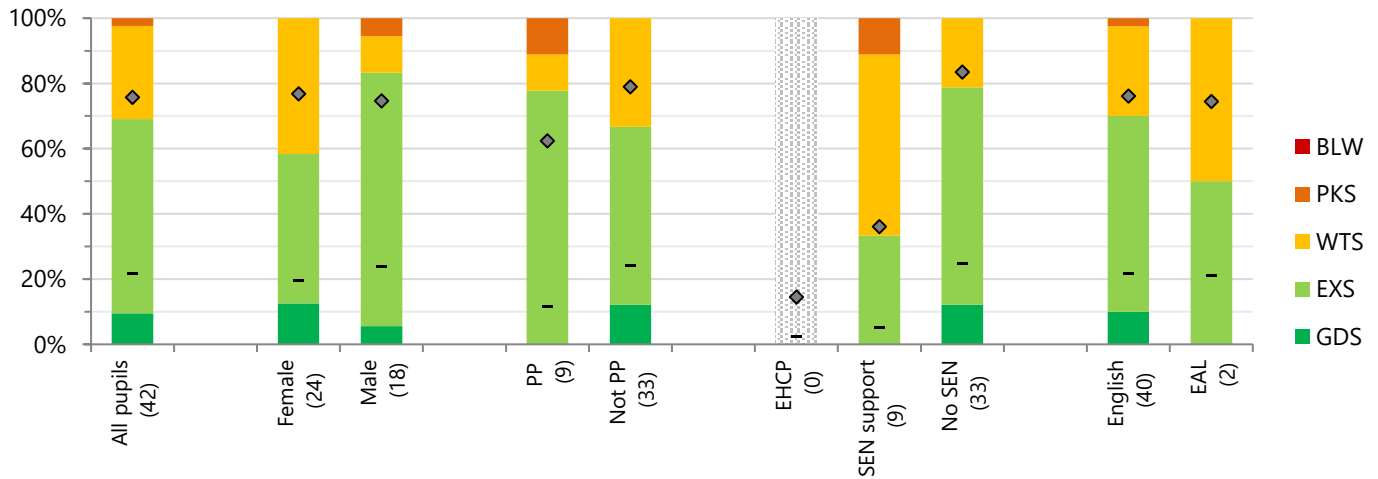




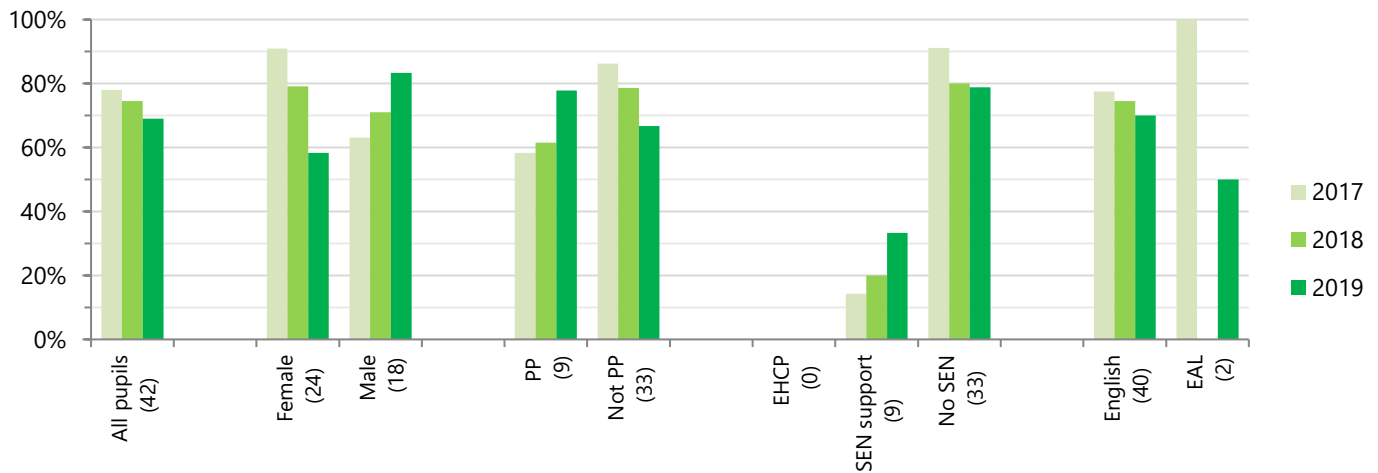
Maths

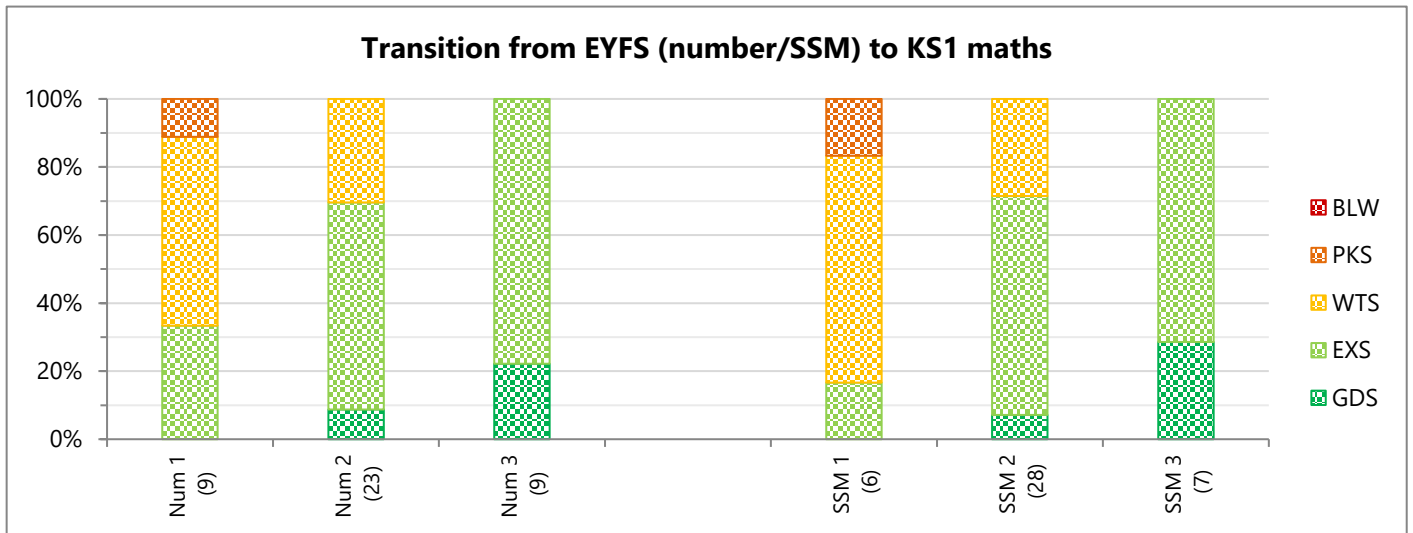
	% of cohort	Teacher assessment						LA	England
		EXS+	GDS	EXS	WTS	PKS	BLW	EXS+	EXS+
All pupils (42)	100%	69%	10%	60%	29%	2%	0%	74%	76%
Female (24)	57%	58%	13%	46%	42%	0%	0%	76%	77%
Male (18)	43%	83%	6%	78%	11%	6%	0%	73%	75%
PP (9)	21%	78%	0%	78%	11%	11%	0%	62%	62%
Not PP (33)	79%	67%	12%	55%	33%	0%	0%	79%	79%
EHCP (0)	0%							19%	15%
SEN support (9)	21%	33%	0%	33%	56%	11%	0%	30%	36%
No SEN (33)	79%	79%	12%	67%	21%	0%	0%	84%	84%
English (40)	95%	70%	10%	60%	28%	3%	0%	76%	76%
EAL (2)	5%	50%	0%	50%	50%	0%	0%	69%	75%
Num 1 (9)	21%	33%	0%	33%	56%	11%	0%	29%	-
Num 2 (23)	55%	70%	9%	61%	30%	0%	0%	88%	-
Num 3 (9)	21%	100%	22%	78%	0%	0%	0%	99%	-
SSM 1 (6)	14%	17%	0%	17%	67%	17%	0%	30%	-
SSM 2 (28)	67%	71%	7%	64%	29%	0%	0%	86%	-
SSM 3 (7)	17%	100%	29%	71%	0%	0%	0%	99%	-

Standard achieved in KS1 maths TA



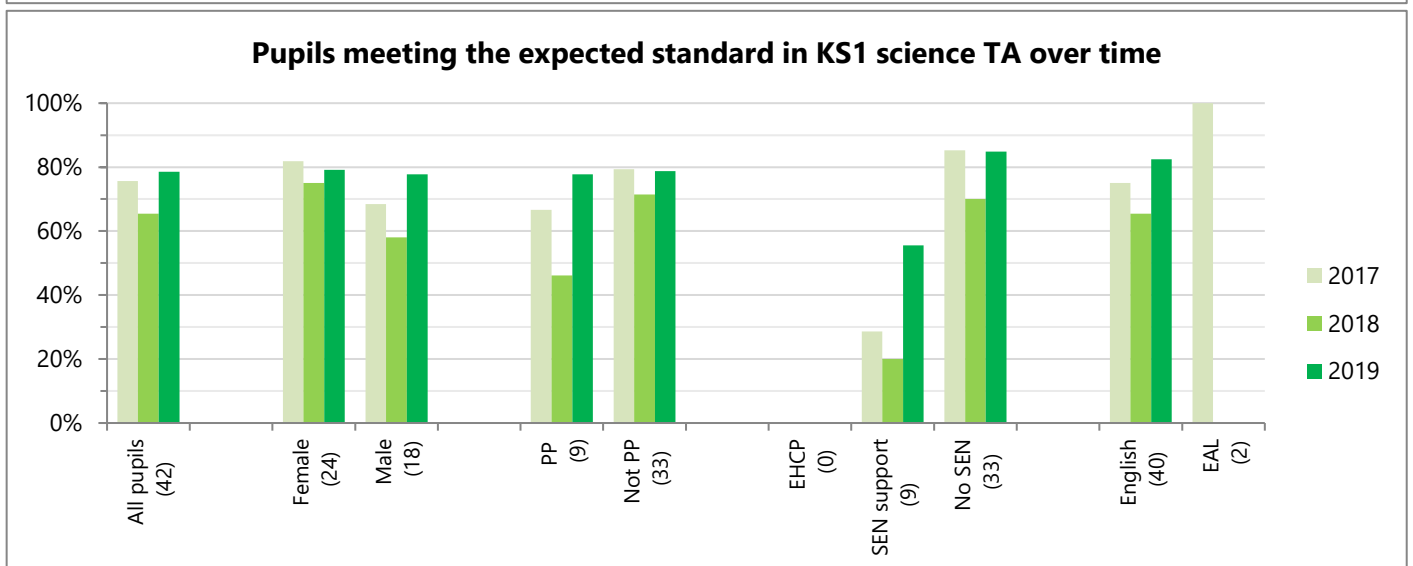
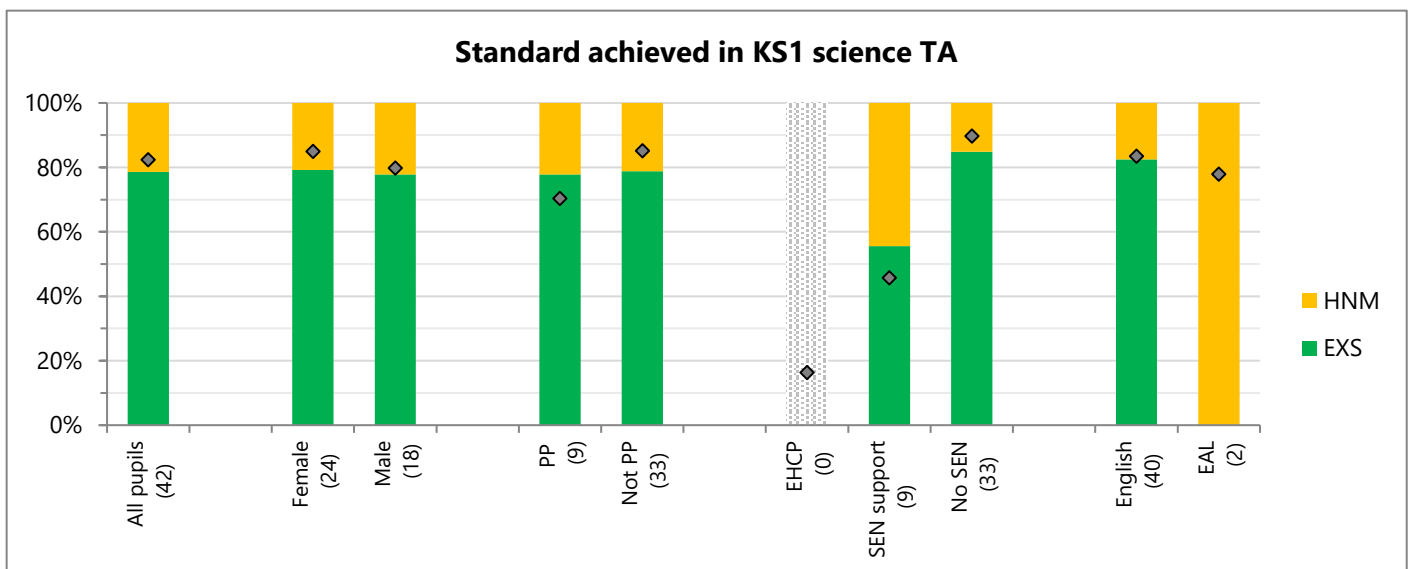
Pupils meeting the expected standard in KS1 maths TA over time





Science

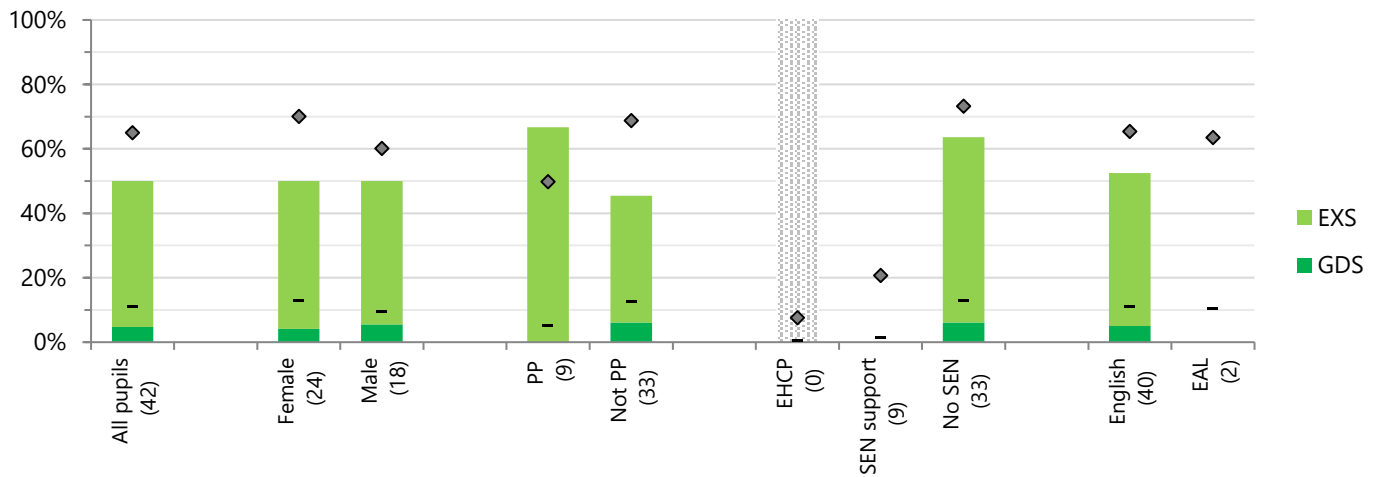
	% of cohort	Teacher assessment		LA	England
		EXS	HNM	EXS	EXS
All pupils (42)	100%	79%	21%	79%	82%
Female (24)	57%	79%	21%	82%	85%
Male (18)	43%	78%	22%	76%	80%
PP (9)	21%	78%	22%	66%	70%
Not PP (33)	79%	79%	21%	83%	85%
EHCP (0)	0%			21%	16%
SEN support (9)	21%	56%	44%	35%	46%
No SEN (33)	79%	85%	15%	88%	90%
English (40)	95%	83%	18%	81%	84%
EAL (2)	5%	0%	100%	66%	78%



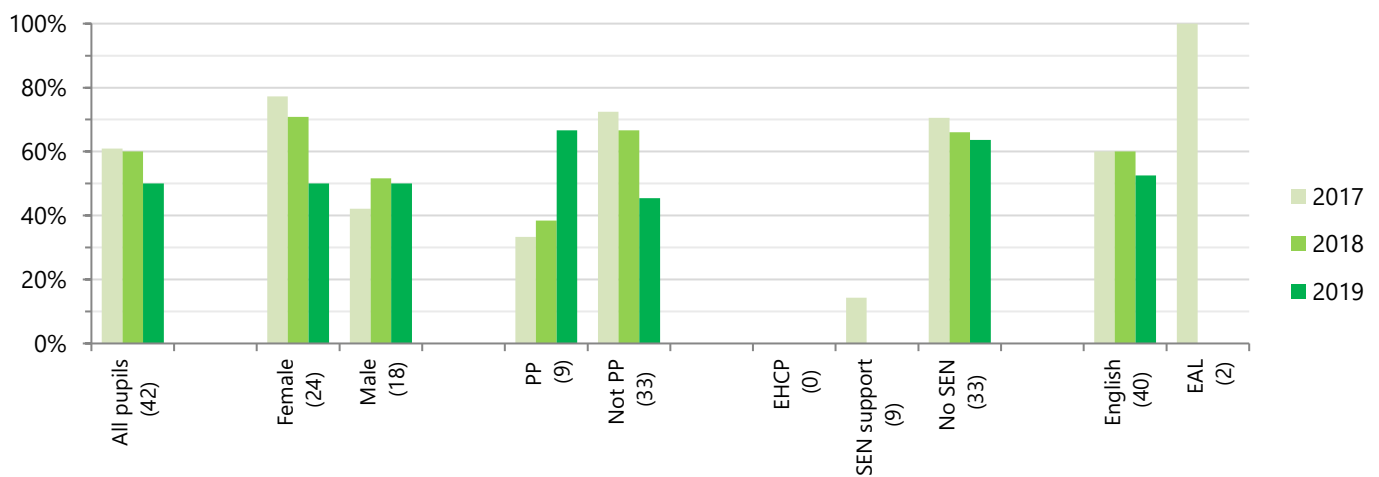
Reading, writing and maths

	% of cohort	TA		LA	England
		EXS+	GDS	EXS+	EXS+
All pupils (42)	100%	50%	5%	65%	65%
Female (24)	57%	50%	4%	70%	70%
Male (18)	43%	50%	6%	59%	60%
PP (9)	21%	67%	0%	50%	50%
Not PP (33)	79%	45%	6%	70%	69%
EHCP (0)	0%			10%	8%
SEN support (9)	21%	0%	0%	17%	21%
No SEN (33)	79%	64%	6%	74%	73%
English (40)	95%	53%	5%	66%	65%
EAL (2)	5%	0%	0%	55%	64%

Standard achieved in KS1 reading, writing and maths combined

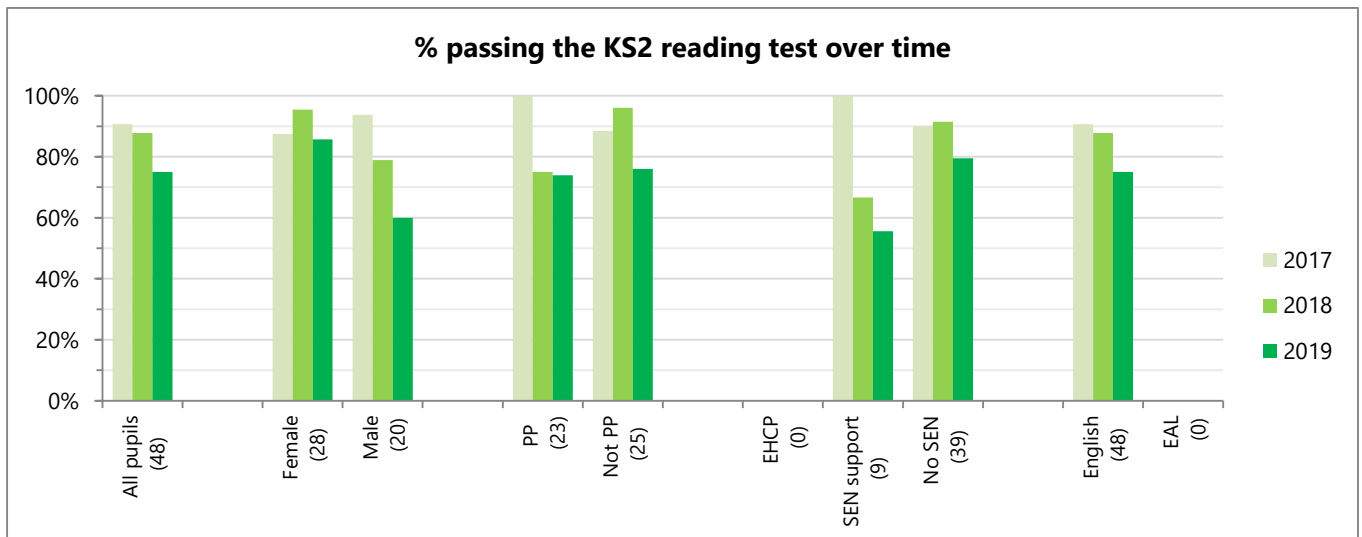
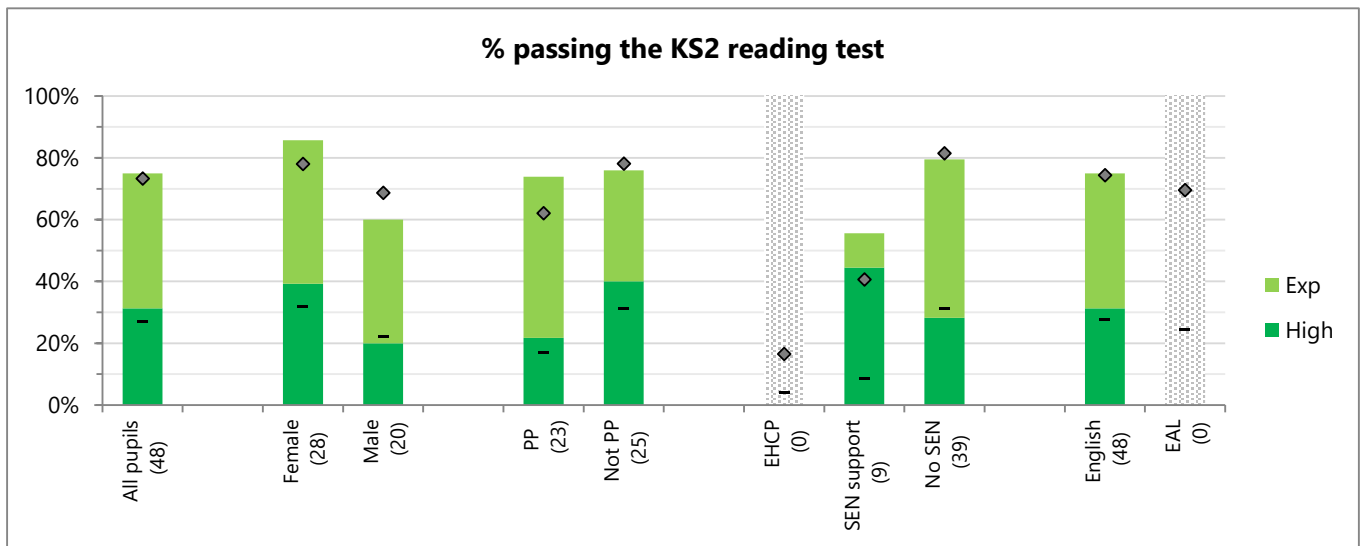


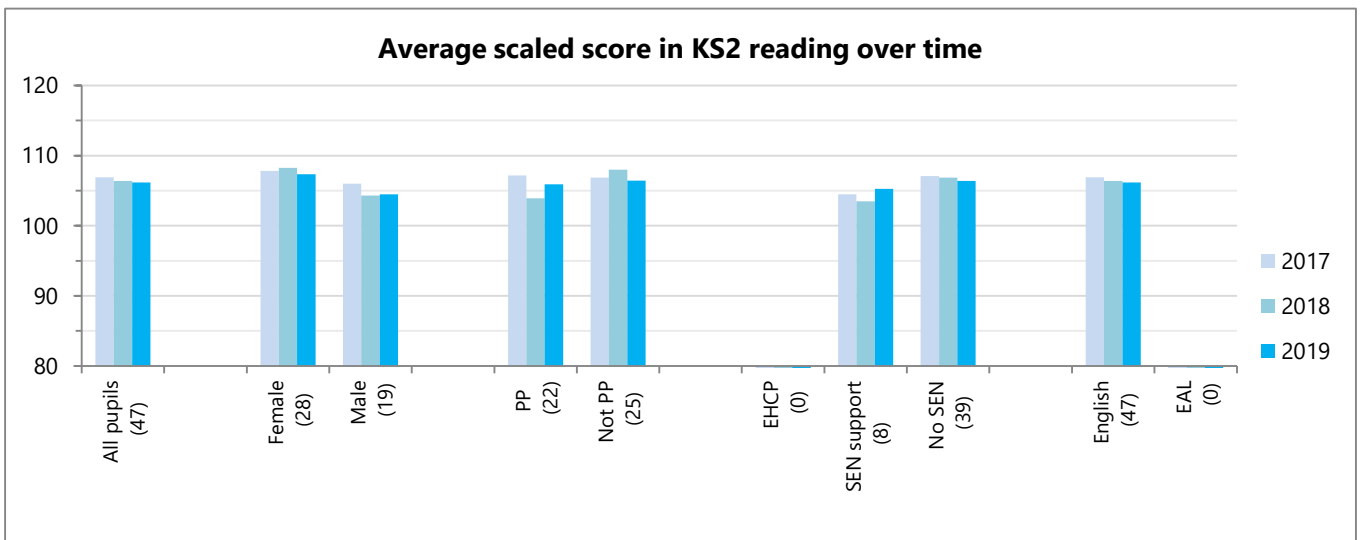
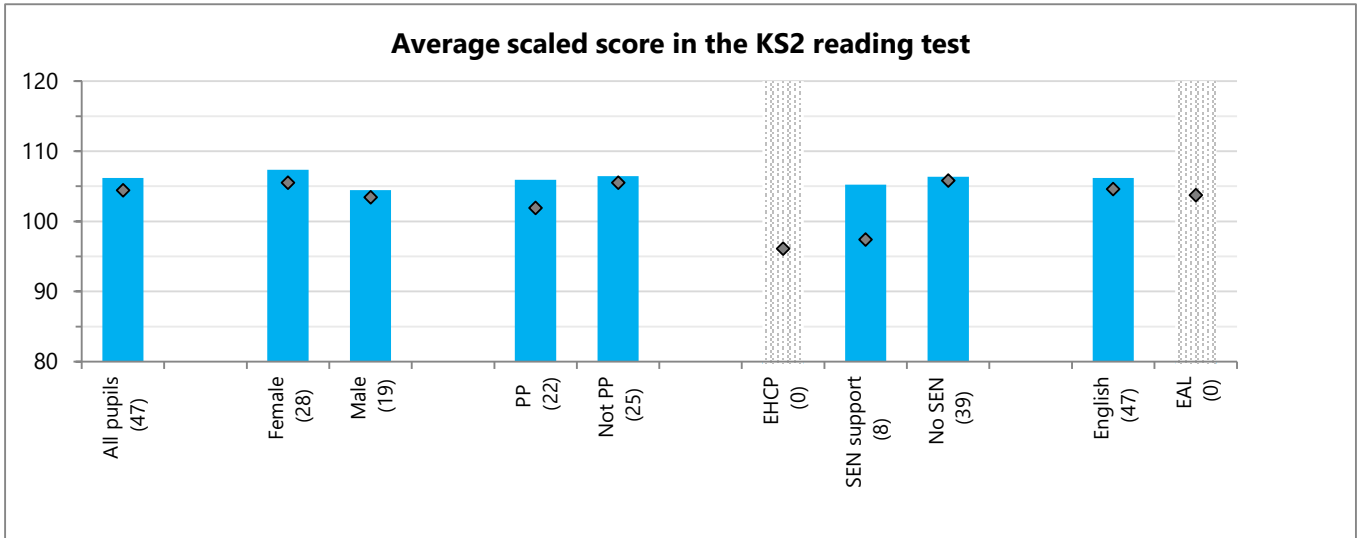
Pupils meeting the expected standard in KS1 RW&M over time

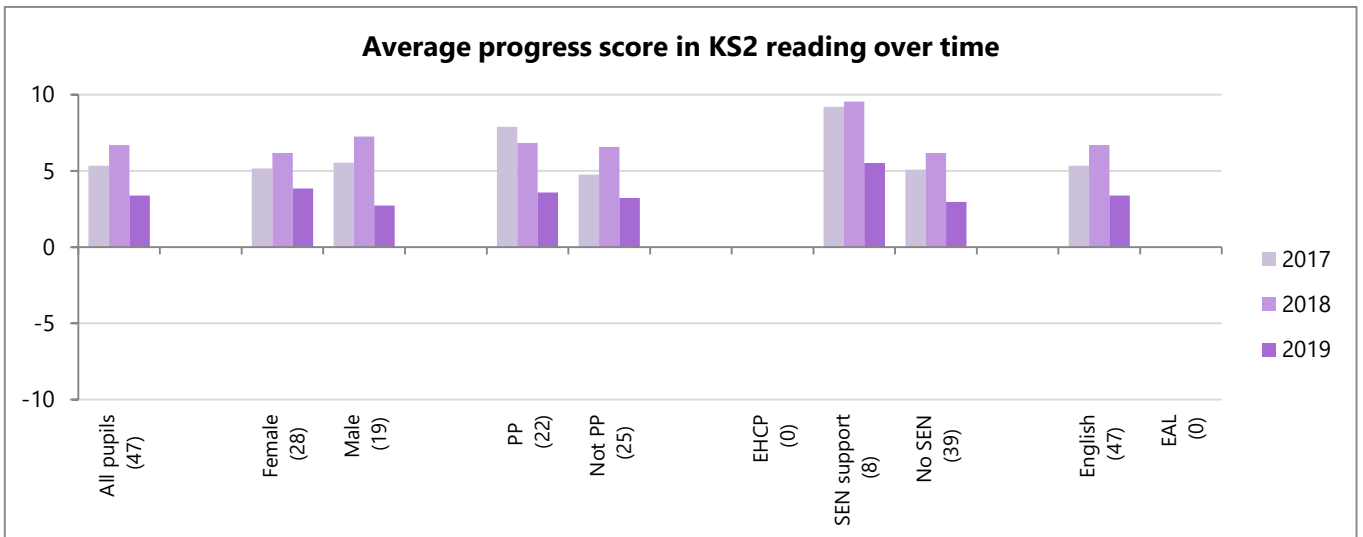
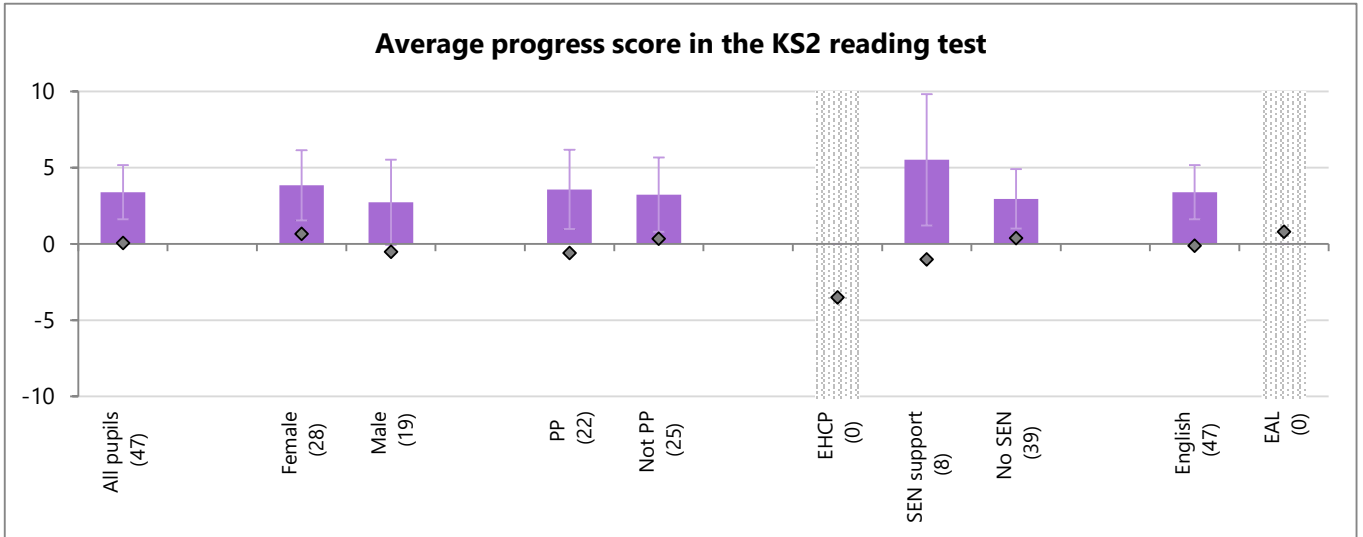


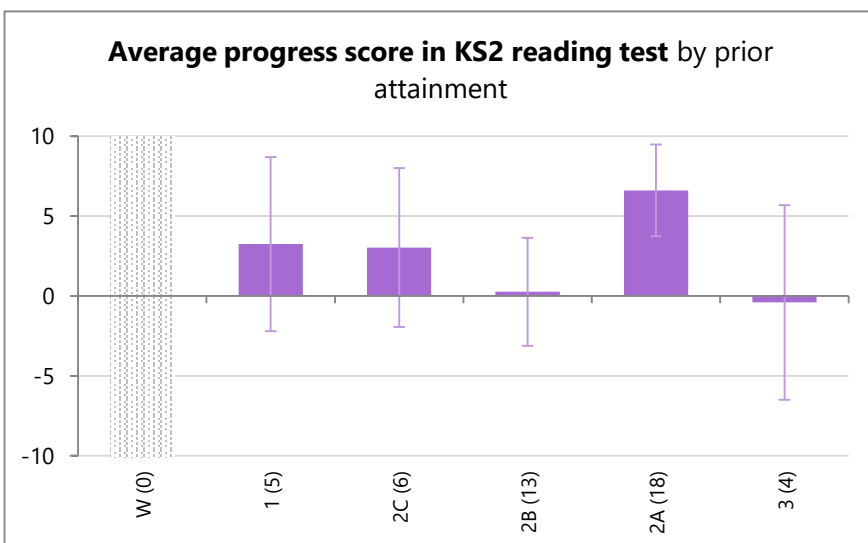
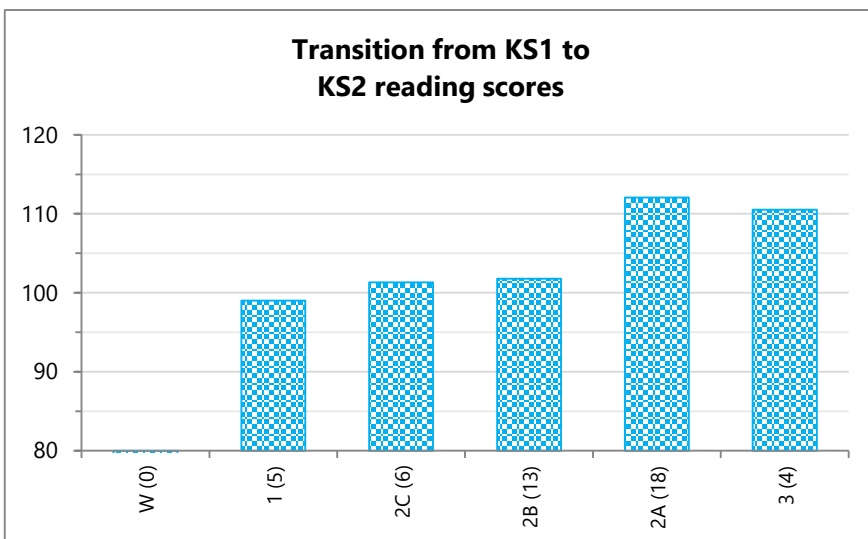
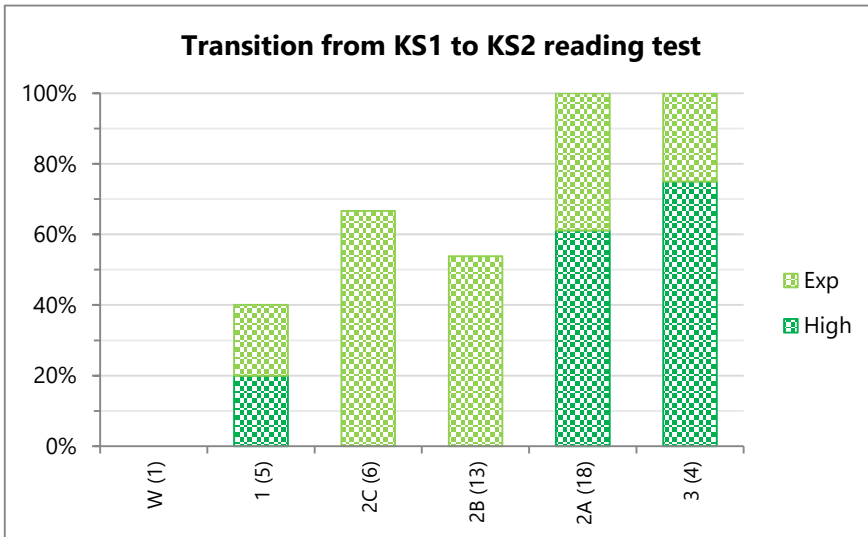
Reading

	% of cohort	Test				LA	England
		Score	Exp+	High	Progress	Exp+	Exp+
All pupils (48)	100%	106	75%	31%	+3.4	67%	73%
Female (28)	58%	107	86%	39%	+3.8	72%	78%
Male (20)	42%	104	60%	20%	+2.7	62%	69%
PP (23)	48%	106	74%	22%	+3.6	56%	62%
Not PP (25)	52%	106	76%	40%	+3.2	74%	78%
EHCP (0)	0%					19%	17%
SEN support (9)	19%	105	56%	44%	+5.5	35%	41%
No SEN (39)	81%	106	79%	28%	+3.0	75%	82%
English (48)	100%	106	75%	31%	+3.4	68%	74%
EAL (0)	0%					59%	70%
W (1)	2%		0%	0%		2%	-
1 (5)	10%	99	40%	20%	+3.2	15%	-
2C (6)	13%	101	67%	0%	+3.0	36%	-
2B (13)	27%	102	54%	0%	+0.3	57%	-
2A (18)	38%	112	100%	61%	+6.6	79%	-
3 (4)	8%	111	100%	75%	-0.4	97%	-





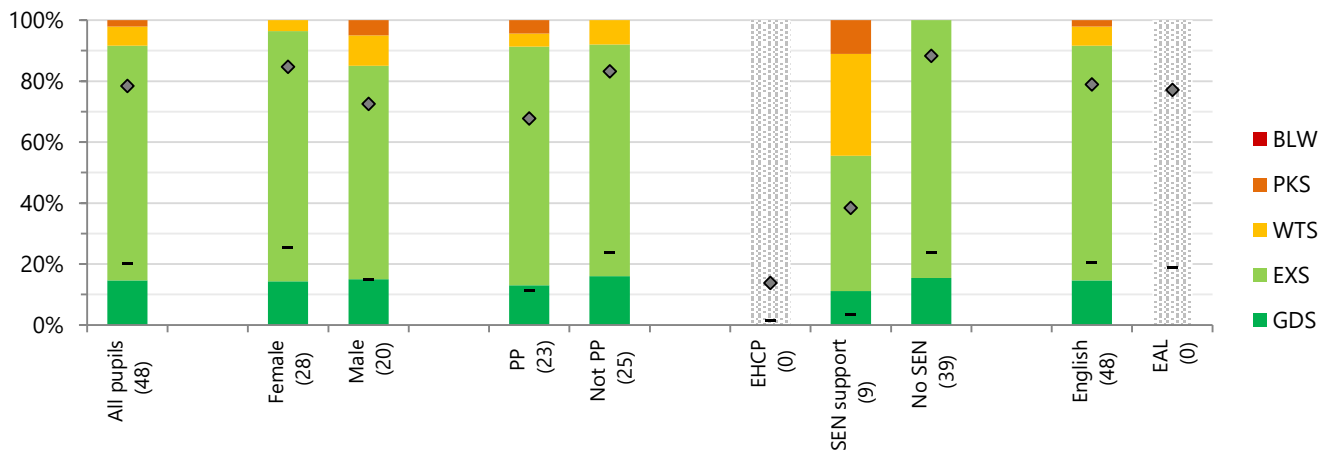




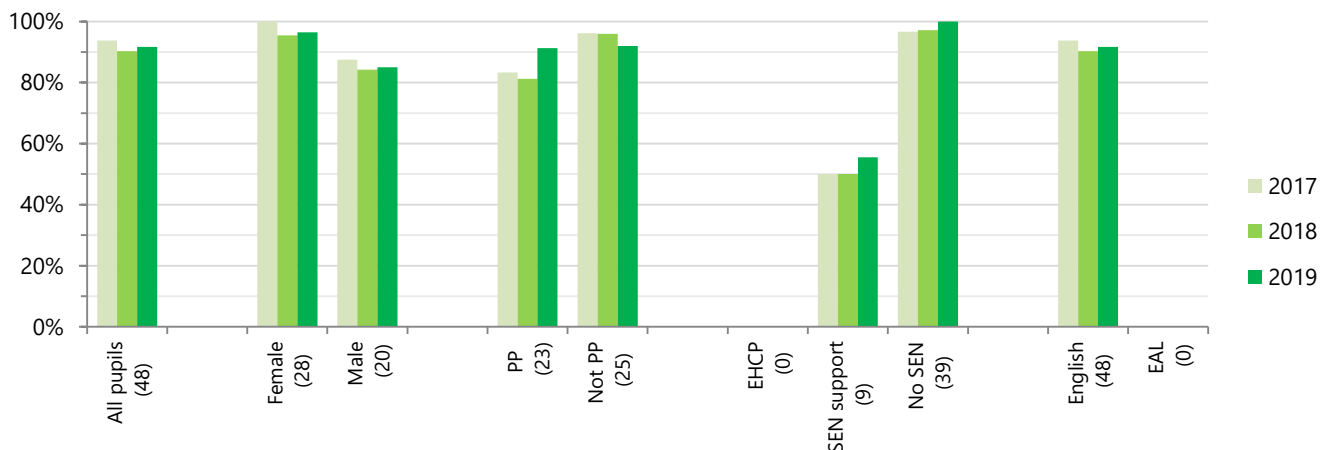
Writing

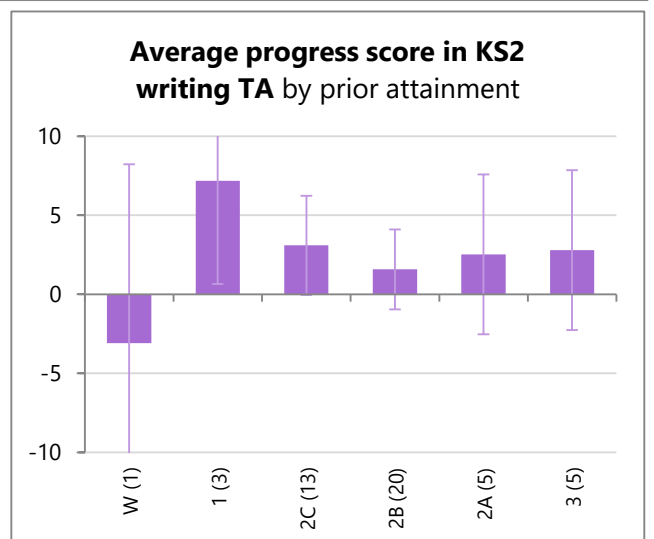
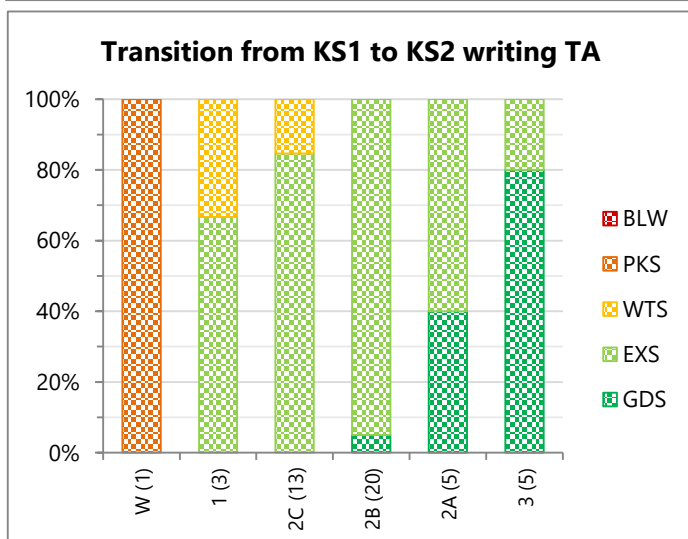
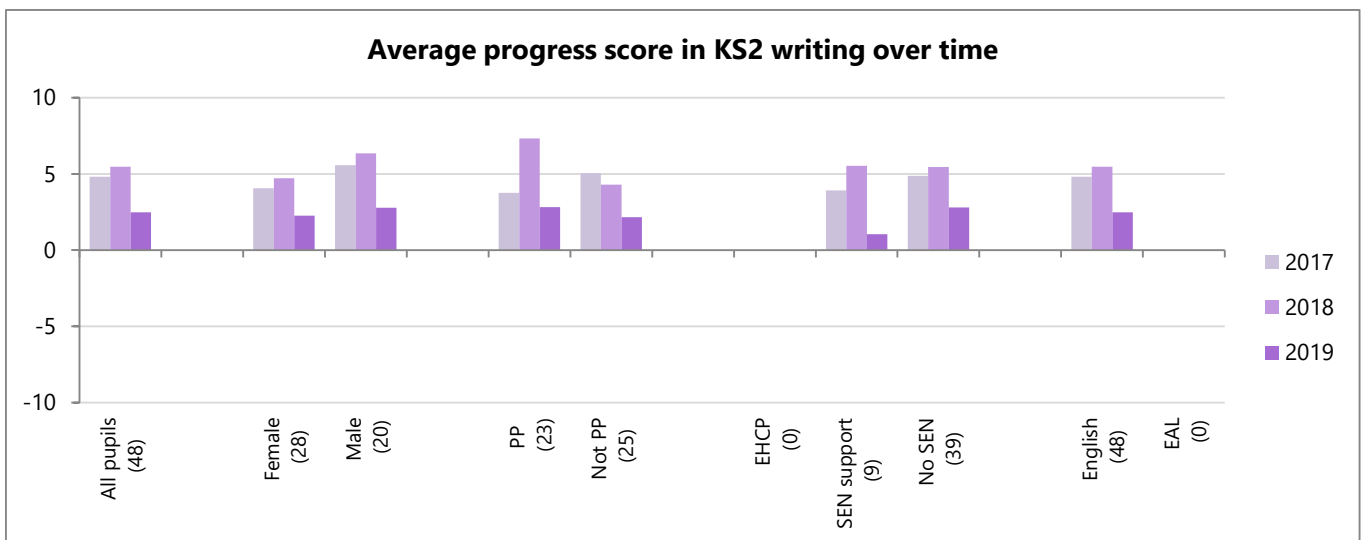
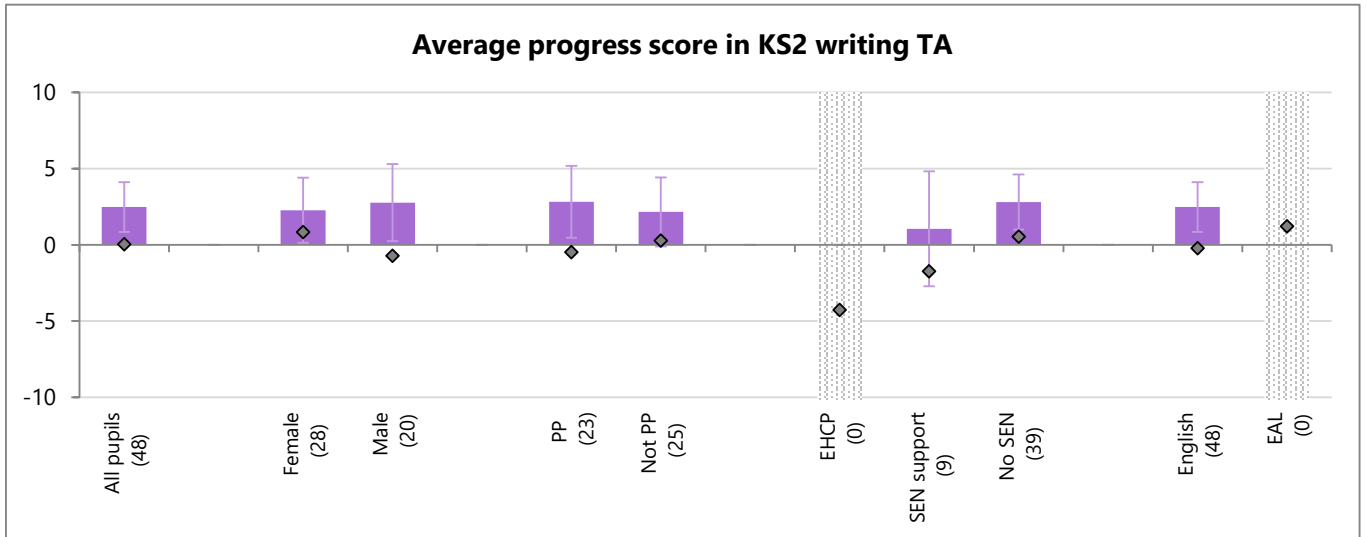
	% of cohort	Teacher assessment							LA	England
		EXS+	GDS	EXS	WTS	PKS	BLW	Progress	EXS+	EXS+
All pupils (48)	100%	92%	15%	77%	6%	2%	0%	+2.5	78%	79%
Female (28)	58%	96%	14%	82%	4%	0%	0%	+2.3	85%	85%
Male (20)	42%	85%	15%	70%	10%	5%	0%	+2.8	71%	73%
PP (23)	48%	91%	13%	78%	4%	4%	0%	+2.8	67%	68%
Not PP (25)	52%	92%	16%	76%	8%	0%	0%	+2.2	85%	83%
EHCP (0)	0%								16%	14%
SEN support (9)	19%	56%	11%	44%	33%	11%	0%	+1.1	36%	39%
No SEN (39)	81%	100%	15%	85%	0%	0%	0%	+2.8	88%	88%
English (48)	100%	92%	15%	77%	6%	2%	0%	+2.5	79%	79%
EAL (0)	0%								69%	77%
W (1)	2%	0%	0%	0%	0%	100%	0%	-3.1	5%	
1 (3)	6%	67%	0%	67%	33%	0%	0%	+7.2	26%	
2C (13)	27%	85%	0%	85%	15%	0%	0%	+3.1	66%	
2B (20)	42%	100%	5%	95%	0%	0%	0%	+1.6	88%	
2A (5)	10%	100%	40%	60%	0%	0%	0%	+2.5	99%	
3 (5)	10%	100%	80%	20%	0%	0%	0%	+2.8	100%	

Standard achieved in KS2 writing TA



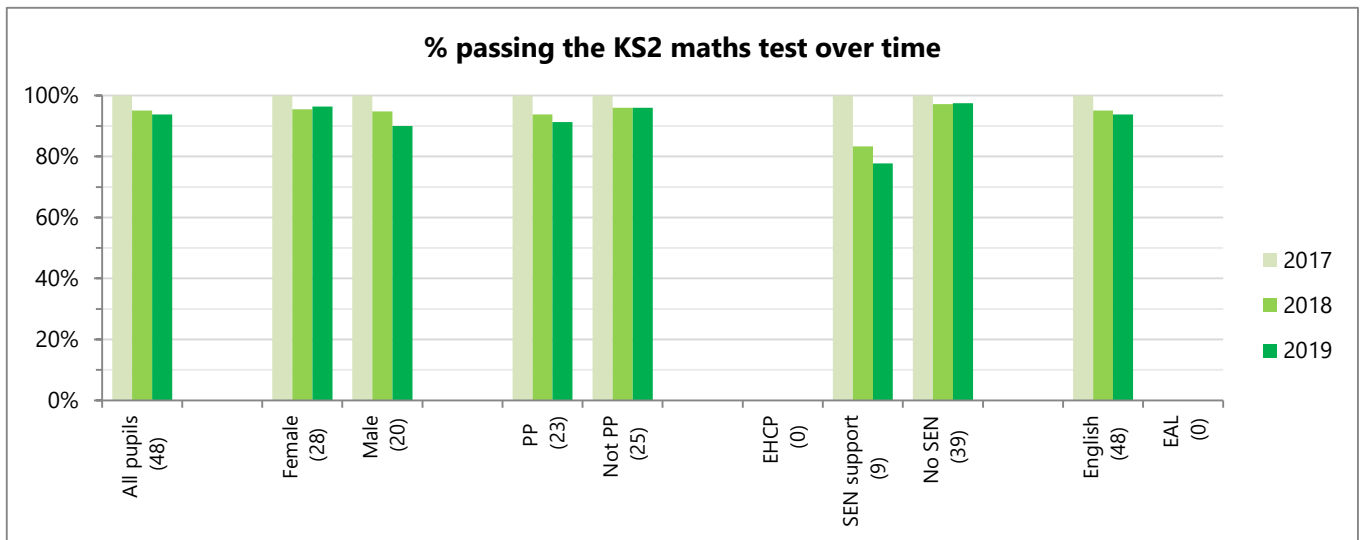
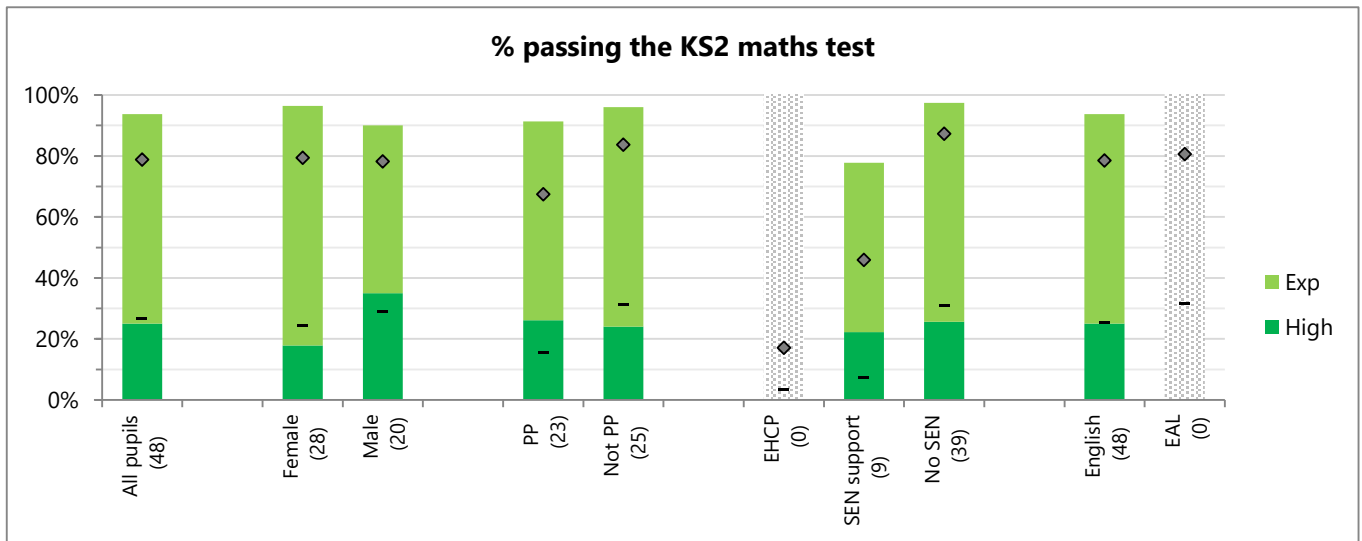
% passing the KS2 writing TA over time

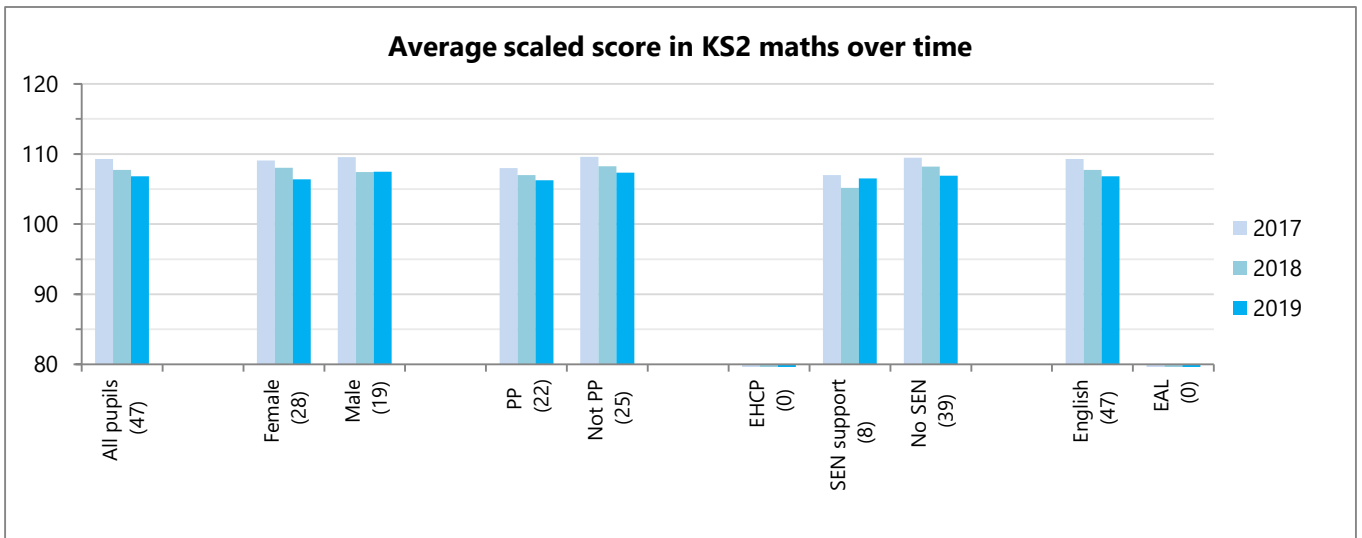
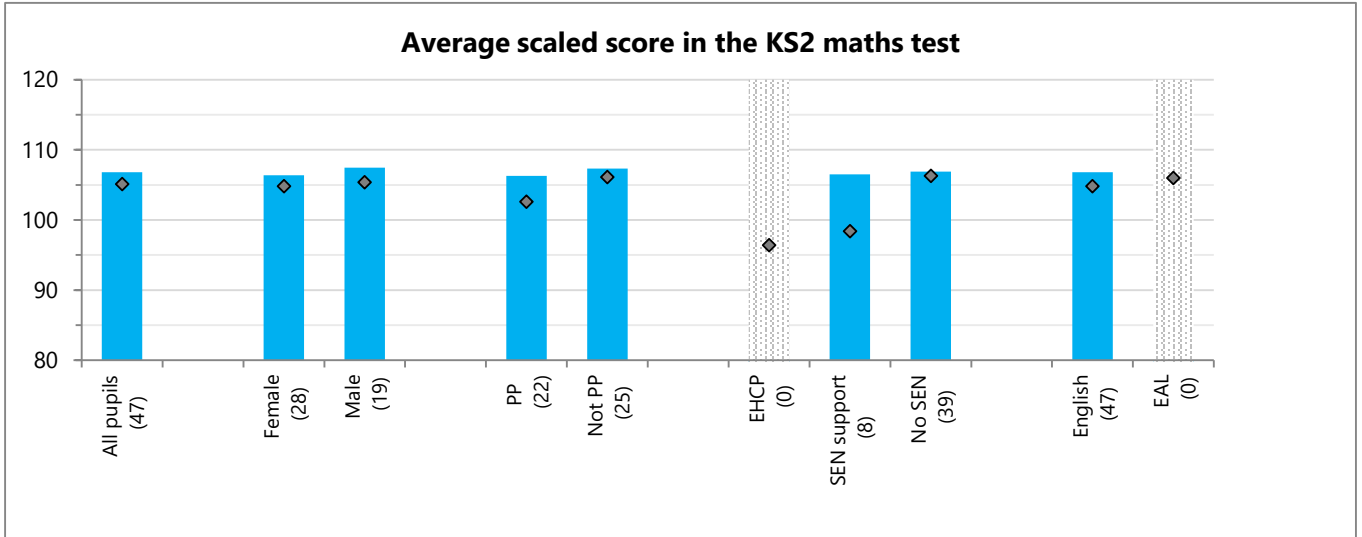


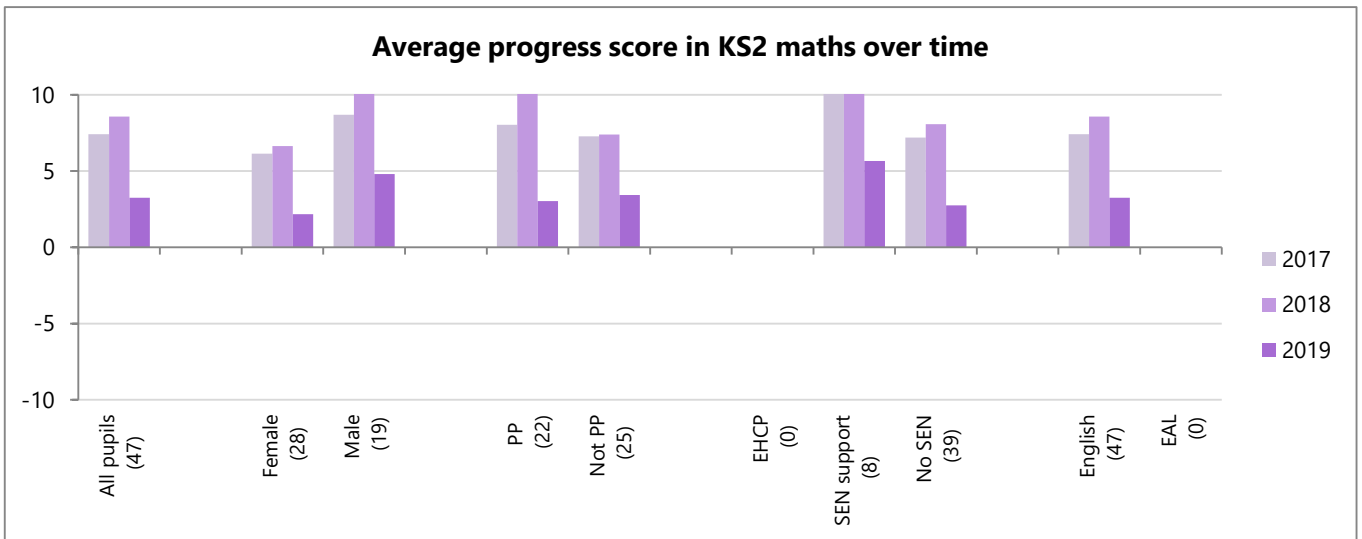
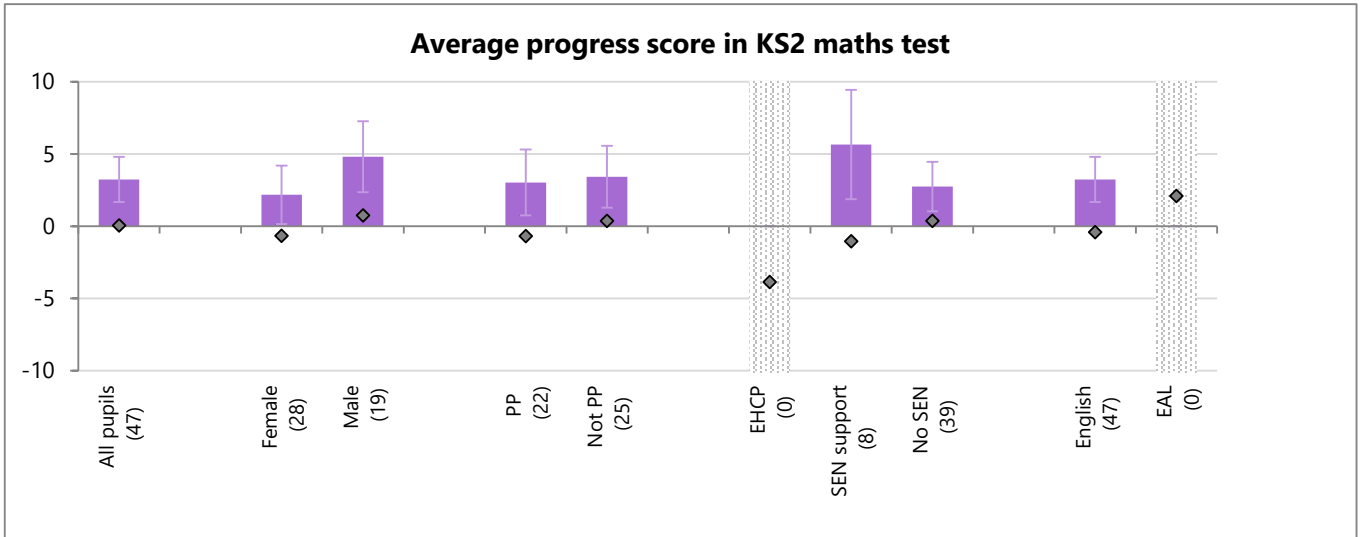


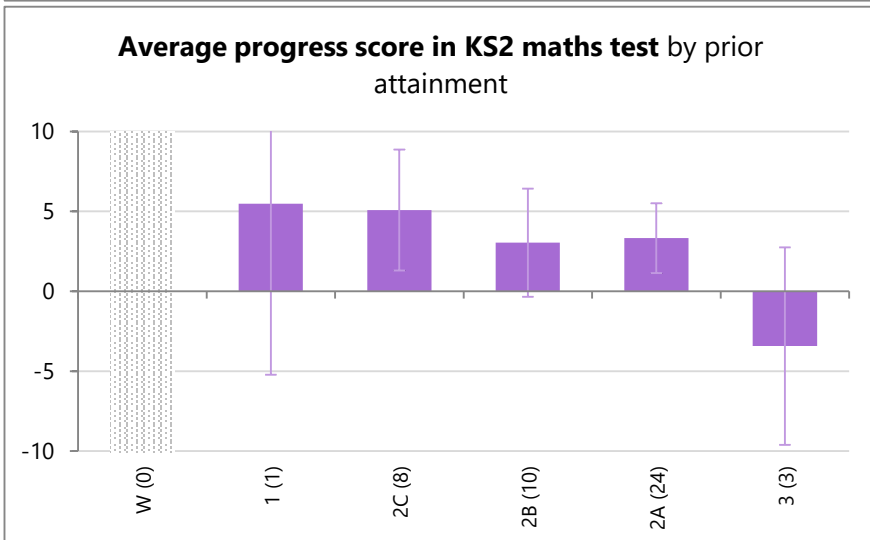
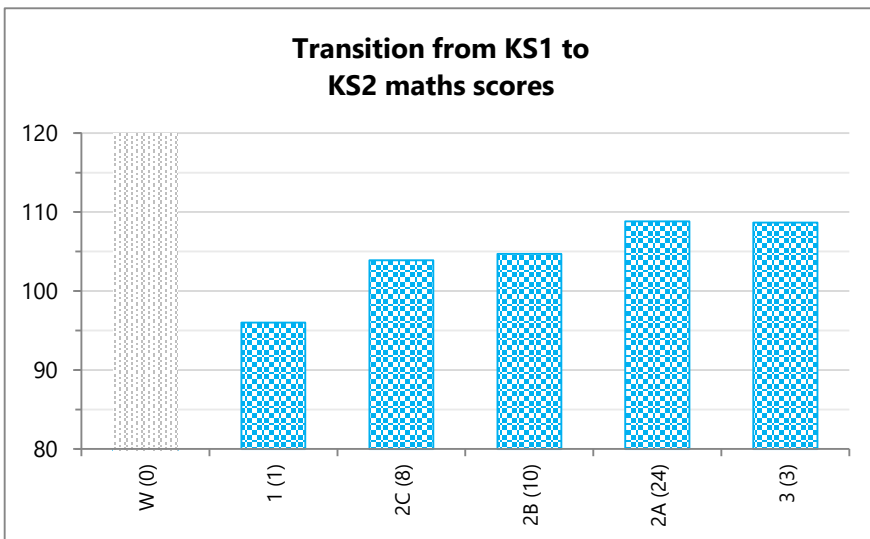
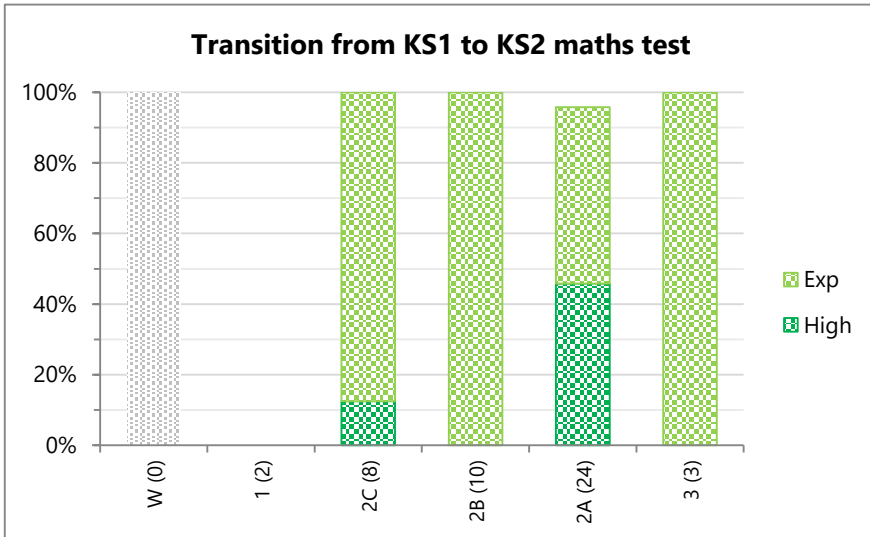
Maths

	% of cohort	Test				LA	England
		Score	Exp+	High	Progress	Exp+	Exp+
All pupils (48)	100%	107	94%	25%	+3.2	77%	79%
Female (28)	58%	106	96%	18%	+2.2	79%	79%
Male (20)	42%	107	90%	35%	+4.8	76%	78%
PP (23)	48%	106	91%	26%	+3.0	65%	67%
Not PP (25)	52%	107	96%	24%	+3.4	85%	84%
EHCP (0)	0%					21%	17%
SEN support (9)	19%	107	78%	22%	+5.7	41%	46%
No SEN (39)	81%	107	97%	26%	+2.7	86%	87%
English (48)	100%	107	94%	25%	+3.2	77%	79%
EAL (0)	0%					76%	81%
W (0)	0%					0%	
1 (2)	4%	96	0%	0%	+5.5	15%	
2C (8)	17%	104	100%	13%	+5.1	42%	
2B (10)	21%	105	100%	0%	+3.0	73%	
2A (24)	50%	109	96%	46%	+3.3	94%	
3 (3)	6%	109	100%	0%	-3.4	99%	



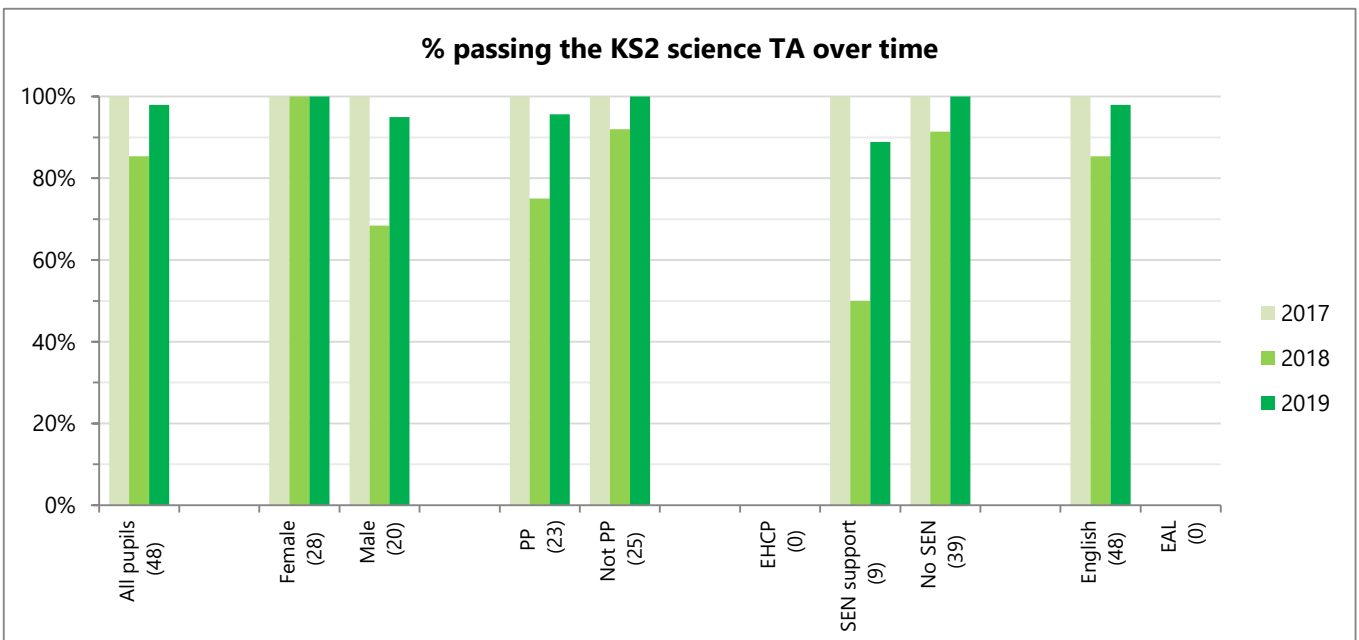
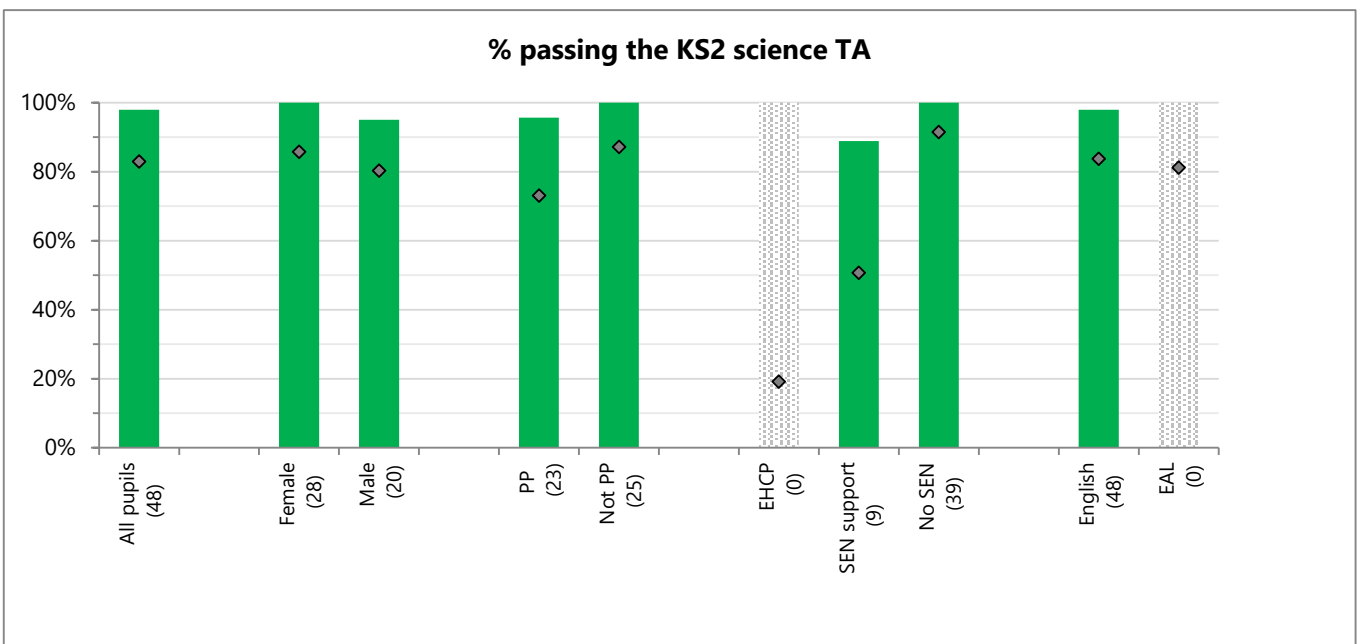


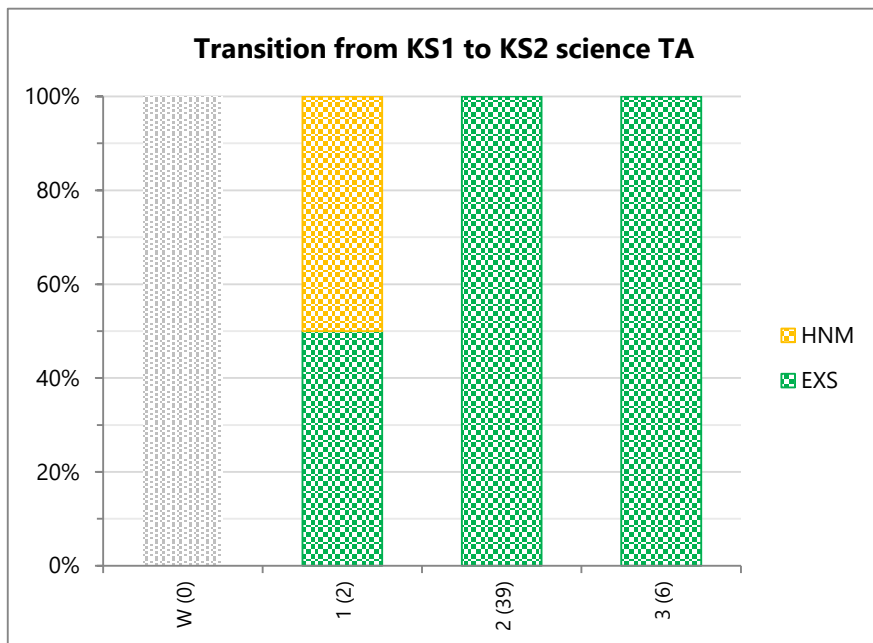




Science


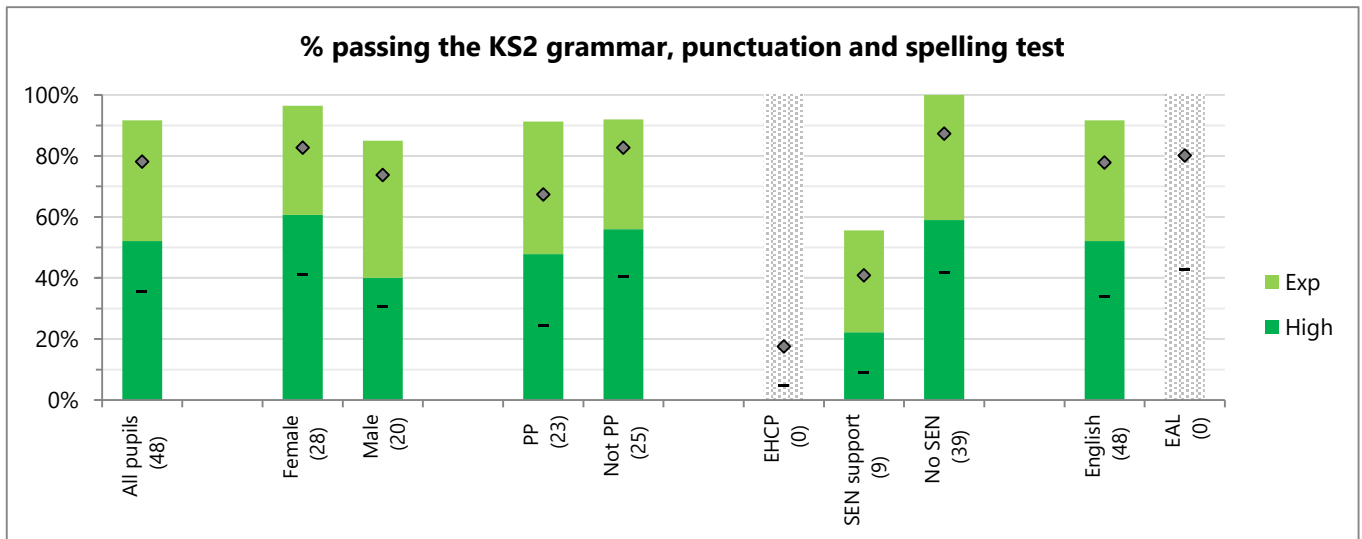
	% of cohort	Teacher assessment		LA	England
		EXS	HNM	EXS	EXS
All pupils (48)	100%	98%	2%	81%	83%
Female (28)	58%	100%	0%	85%	86%
Male (20)	42%	95%	5%	78%	80%
PP (23)	48%	96%	4%	70%	73%
Not PP (25)	52%	100%	0%	88%	87%
EHCP (0)	0%			23%	19%
SEN support (9)	19%	89%	11%	45%	51%
No SEN (39)	81%	100%	0%	90%	92%
English (48)	100%	98%	2%	82%	84%
EAL (0)	0%			75%	81%
W (0)	0%			6%	
1 (2)	4%	50%	50%	22%	
2 (39)	81%	100%	0%	84%	
3 (6)	13%	100%	0%	99%	

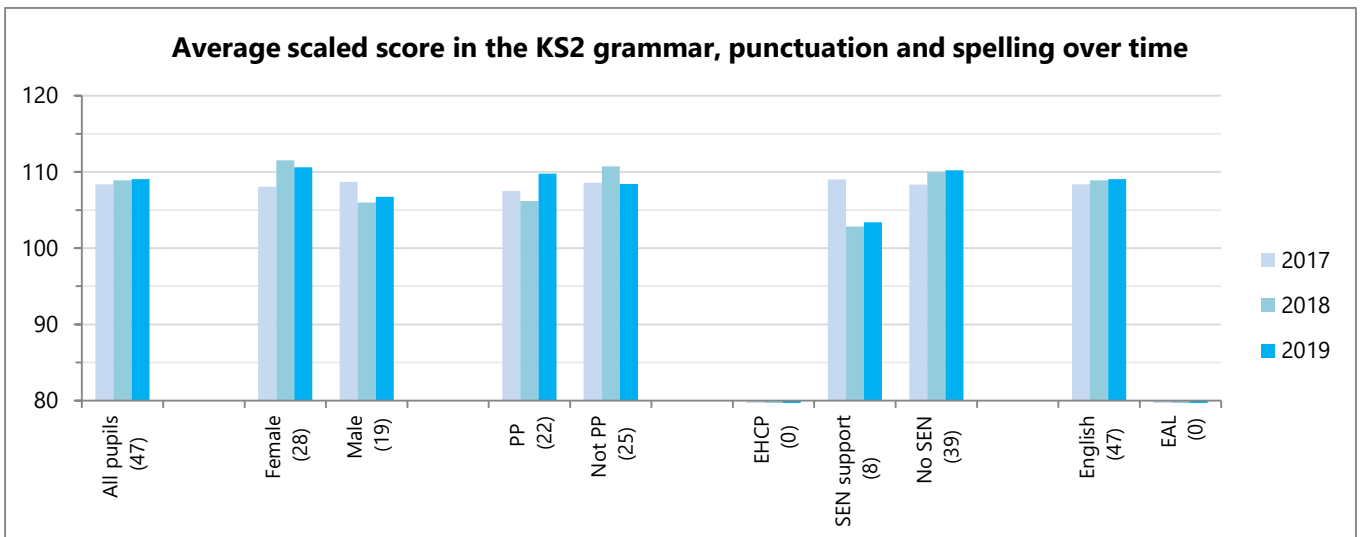
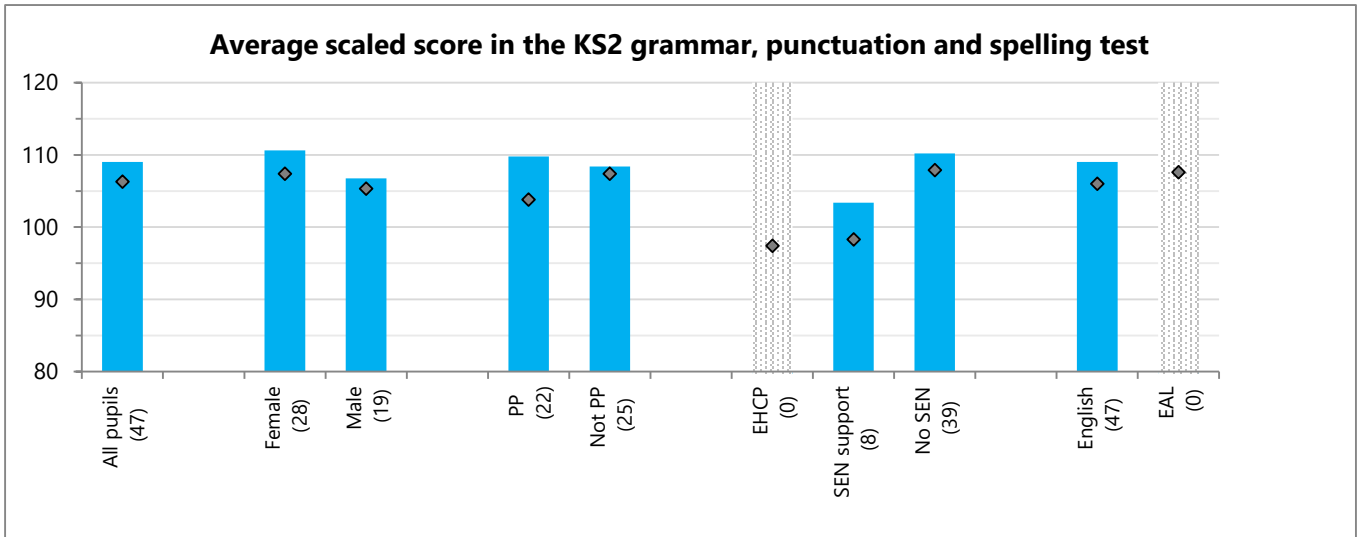




Grammar, punctuation and spelling

	% of cohort	Test			LA	England
		Score	Exp+	High	Exp+	Exp+
All pupils (48)	100%	109	92%	52%	74%	78%
Female (28)	58%	111	96%	61%	81%	83%
Male (20)	42%	107	85%	40%	69%	74%
PP (23)	48%	110	91%	48%	64%	67%
Not PP (25)	52%	108	92%	56%	81%	83%
EHCP (0)	0%				15%	18%
SEN support (9)	19%	103	56%	22%	37%	41%
No SEN (39)	81%	110	100%	59%	83%	87%
English (48)	100%	109	92%	52%	75%	78%
EAL (0)	0%				70%	80%





Reading, writing and maths

	% of cohort	Test		LA	England
		Exp+	High	Exp+	Exp+
All pupils (48)	100%	73%	6%	60%	65%
Female (28)	58%	82%	7%	65%	70%
Male (20)	42%	60%	5%	55%	60%
PP (23)	48%	70%	4%	47%	51%
Not PP (25)	52%	76%	8%	68%	71%
EHCP (0)	0%			12%	9%
SEN support (9)	19%	56%	0%	22%	25%
No SEN (39)	81%	77%	8%	69%	74%
English (48)	100%	73%	6%	61%	65%
EAL (0)	0%			55%	64%
W+ (1)	2%	0%	0%	1%	
1+ (6)	13%	50%	0%	15%	
2C+ (13)	27%	54%	0%	38%	
2B+ (17)	35%	82%	0%	65%	
2A+ (7)	15%	100%	43%	89%	
3 (3)	6%	100%	0%	98%	

